


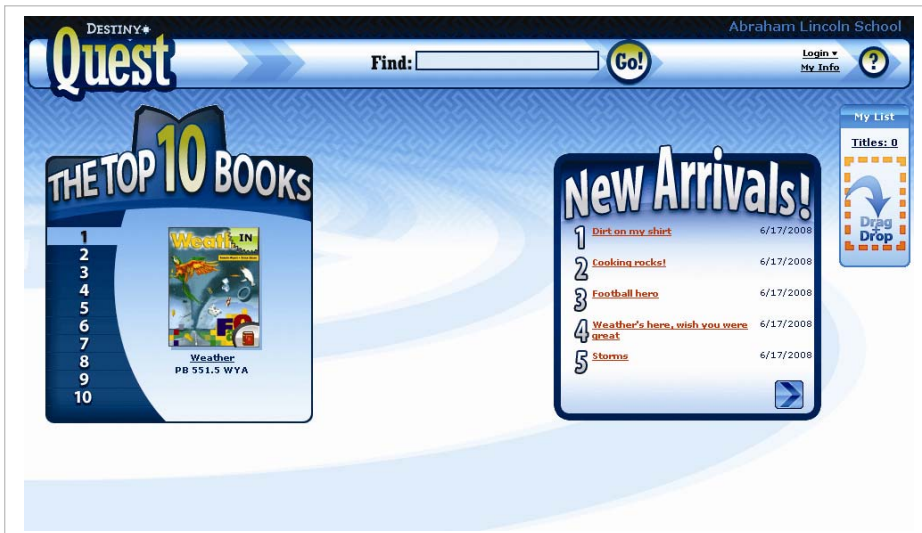
## Spotlight: Destiny Quest™ Easy Online Searching for Today's Digital Native

Destiny Quest is Follett's next generation online searching interface designed to engage today's digitally native students. Combining easy, familiar searching techniques with social networking in a colorful graphical interface that appeals to the 21<sup>st</sup> century learner, Destiny Quest is a standard searching option available at no extra charge to Destiny v8.5 users with current support. 

- **Exciting, visually rich interface:** Larger, colorful cover title images\* and dynamic drag-and-drop action enable students to navigate easier and find resources faster.
- **Rate and rave:** Destiny Quest lets students, teachers or staff give star ratings and text ratings to books and submit reviews—including audio or video uploads—and read the reviews of others.
- **New “My Info” space:** Students can bookmark and store information sources they like in a personalized space for immediate, easy retrieval whenever they are logged into Destiny.
- **Digital content support:** Destiny v8.5 now supports searching and cataloging of digital content. When digital content shows up in Destiny Quest search results, students can access the files directly with one click.

### Top 5 Reasons to Upgrade to Destiny v8.5

- |                               |      |
|-------------------------------|------|
| 1. Destiny Quest™ is Here!    | p. 1 |
| 2. Digital Content in Destiny | p. 3 |
| 3. Read and Share Opinions    | p. 3 |
| 4. Wish List Support          | p. 3 |
| 5. 65 FREE Follett eBooks!    | p. 4 |



*Keep students coming back to the media center: Destiny Quest automatically highlights the Top 10 titles at your library and showcases new arrivals, helping keep your collection fresh in students' minds.*

\*Book cover images in Destiny are available with a TitlePeek™ subscription, which is powered by Syndetic Solutions, LLC. Book cover images pictured in this document are courtesy of Follett Digital Resources.

**Follett**  
Software  
Company

A Follett Corporation Company

(800) 323-3397 • (815) 344-8700

www.FollettSoftware.com

Feature  
Key 



Library  
Manager



Media  
Manager

- **Improved Searching Efficiency:**

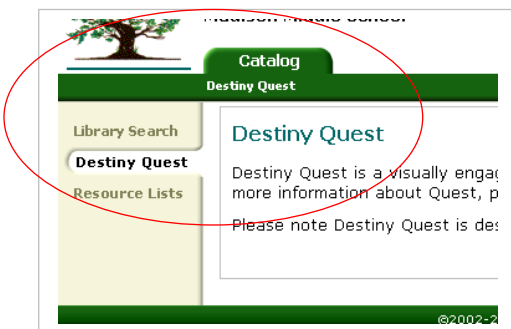
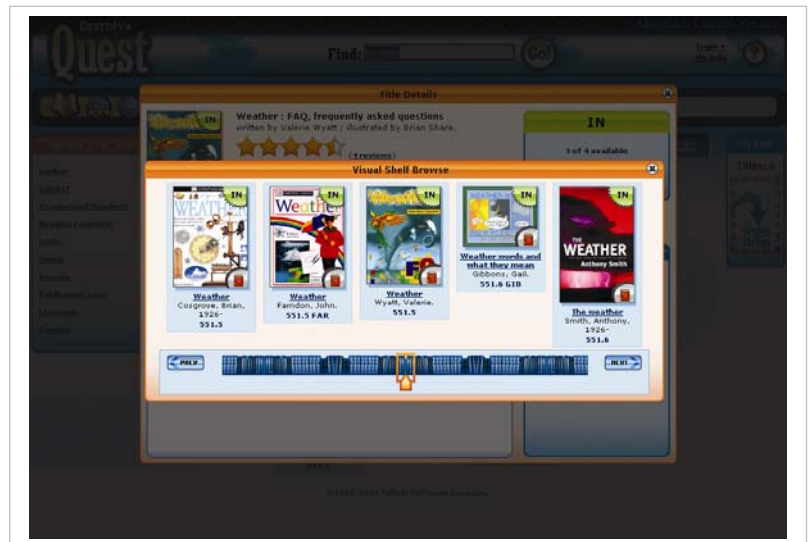
Students can quickly find the right titles with Destiny Quest’s search narrowing capability, helping them further target their searches by year, series, author and format. Breadcrumbs allow easy, one-click backtrack to any search level.



*Effortless navigation:* Mouse over a cover image to display a pop-up box with quick details about the title. To save that selection, just drag-and-drop the title into the “My List” tab at the right of the screen.

A “You May Also Like” feature makes active recommendations for further reading based on the student’s search history and peer ratings.

*Virtual browsing:* Destiny Quest features a Carousel View that lets students browse the library shelves online, seeing covers of books on either side of the book they’ve found in a search, improving searching efficiency and making it easier to find related titles available at their location.



**Start your students on their Destiny Quest today!**

Set Destiny Quest as the default searching option or enable access by selecting Destiny Quest on the left side navigation bar in the Catalog tab.

## Enhance the Search Experience with Digital Content Support

- **Upload Digital Content**

Add a new dimension to your library records by uploading audio files, videos, PDFs, Word documents, PowerPoint files and other digital content to a MARC record.



Uploading digital content, either through the EZ Editor or the MARC Editor, creates a new 856 tag within the MARC record. A link to the digital content displays in the title details. Digital content is keyword searchable, depending on the consistency of your digital file naming conventions. Deleting a title also deletes any digital content associated with the title. The ability to upload digital content is controlled based on permissions.

- **Report on Digital Content**

Destiny's Report Builder now supports reporting based on digital content expiration date.

The report limiter excludes results for titles without digital content or titles with digital content that have no expiration dates assigned.



- **Define Material Types for Digital Content**

To further support your expanding digital collection, Destiny enables you to define subtypes for digital material types, and search based on material type/subtype combinations. Subtypes include books, computer files, musical/non-musical sound recordings, videos and more.



## Encourage Collaboration, Community and Collection Development

- **Share Opinions by Recommending Titles to Others**

Find a good title and want to share the joy? Destiny 8.5 helps build the K-12 community experience with new functionality that enables teachers, students and media specialists to recommend library books or media to other patrons. For students, the recommended titles appear in "My Info."



- **Wish List Support**

Destiny's "Wish List" capability helps you reduce that pile of sticky note reminders.

Users can suggest library books or media they would like to see in the collection from within Destiny, whether a title is available at another school or it's a title that should be purchased.

They can add a note to explain why the book would be a useful addition. Your patrons can also request to add more copies of a title that is frequently checked out. Recommendations are added to a site-specific "Wish List," which can be viewed and reported on by those with appropriate permissions.



**Library  
Manager**

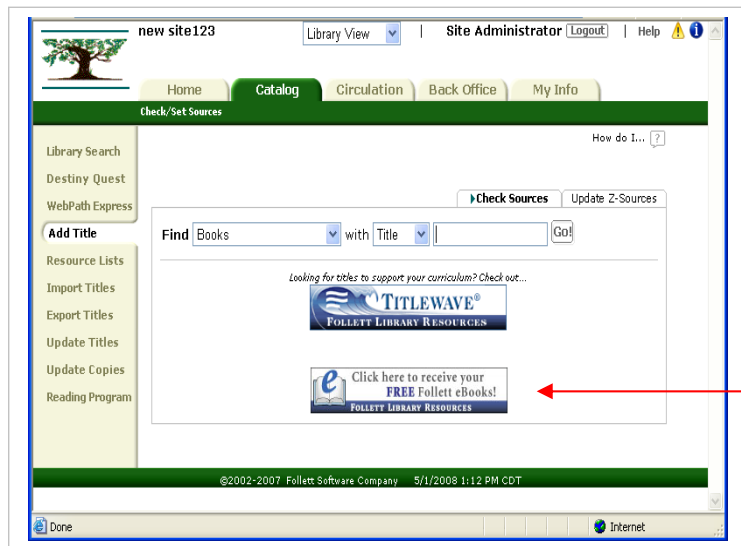


**Media  
Manager**

- **Free eBooks with Destiny v8.5!**



Upgrade to Destiny v8.5 and jump-start your eBook collection with 65 Follett eBooks per school—absolutely free! Once you’ve selected the Free Follett eBooks option from the “Catalog tab | Add Title” screen, you will receive instructions from a Follett representative regarding how to upload Follett eBook records, how to use and circulate Follett eBooks, along with recommendations about setting up circulation type and loan periods. Your Follett Digital Resources representative can help you learn about the top 20 ways to use eBooks and how to use eBooks to include classroom instruction. Reminder: Unlike a printed book, Follett eBooks “expire” and are checked in automatically at the end of a loan period, eliminating lost, stolen or damaged books. To learn more about Follett eBooks, call 1-877-221-3506.



*Build your eBook base: Select your school’s Follett eBooks by choosing the “Click here to receive your FREE Follett eBooks!” graphic on the “Add Title” screen.*

- **Hear Ye, Hear Me! Add Audio or Video to Book Reviews**



Give a new voice to your students and staff. Destiny v8.5 lets your patrons spruce up their book reviews by uploading their own audios, streaming videos and podcasts. Like text reviews, the audio/video content must be approved before it is made viewable by patrons. If the files are no longer desired, they can be easily deleted.

- **Enable Staff to Edit Pending Review Comments**



A new access right enables staff to review and edit pending review comments after they have been submitted. In the “Back Office” screen, a “Processing Needed” flag alerts users of reviews that need approval. Once edited and posted, the review displays a message indicating when and by whom the modification was made.

## Streamlined Library Administration

- **Push Down District Calendar to All Sites for Open/Closed Days**



The Destiny Administrator at the district can configure and edit the open/closed days on the district calendar and push down those changes to sites or site types. The sites may still control hours displayed and edit (open/closed) individual dates on their site calendars.

- **Give District User Rights at Site**



When editing a District User, a new “Allow site access” checkbox is displayed that will give the user the option to enable the ability to log directly into sites with a pre-defined access level. The user with these rights assigned can now navigate into any site with only one login.

- **Push Down Loan Policies from the District**



Districts now have the ability to set up and control library policies and define patron and circulation types at the site. This enables the district to establish defaults for new schools or push changes to existing schools.

- **More Font Size Options on Spine Labels**



The font size display options for call numbers on spine labels have expanded and now include Arial 10 pt., 12 pt. and 14 pt. The default size is Arial 12 pt. bold.

The default font style for all call numbers is bold. There is no change to volume number, copy number and pocket label fonts.

- **Calendars Now Respect Closed Days on Loan Periods**



Site administrators now have the option to calculate loan periods based on either calendar days or open days. The default is “calendar.” When this option is selected and saved, the site configuration confirmation will include the following message: “You have modified the library loan period calculation. Library Policies will need to be modified to ensure that future checkouts have the due dates desired.” Modification of this setting will not change the due dates of any items that are currently checked out; only future checkouts will be affected. In addition, under Update District Options > Site Configuration Settings, the “District Resource Sharing” page/form name has been changed to “Loan Policies.”

- **Add Estimated Fine Information in Circulation Desk**

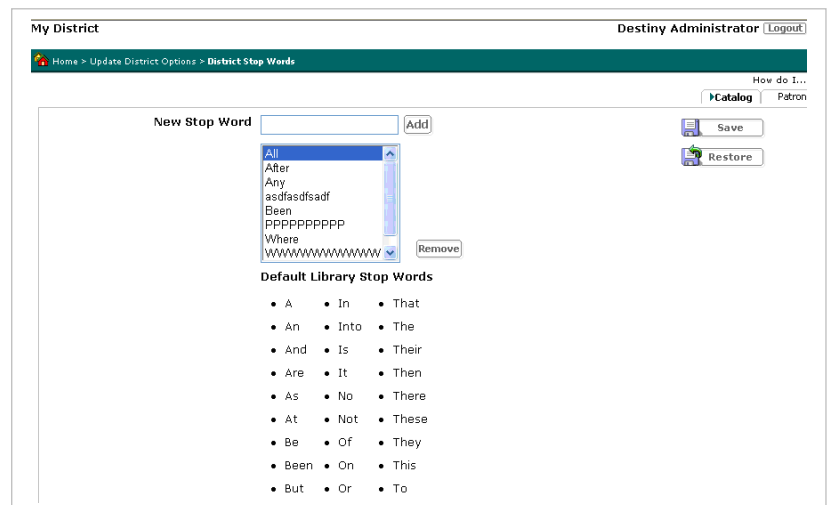


Patrons can easily be informed of the status of their fines if paid today. In addition to displaying the current overdue status of an item, Destiny v8.5 links to an estimate of what the fine amount would be if the item were checked in at that time. A summary of fines can be printed from this screen using the “Print It!” button.

- **Customize “Stop” Words for More Efficient Searching**



To improve searching and cataloging efficiency, the district administrator has the ability to add or modify stop words for all sites and all products in the district. The capability to define default stop words for searching by keywords is set up on the Update District Options screen. Separate stop word lists can be maintained for patron searching and MARC cataloging. The administrator may also reset the lists back to those words that are automatically supplied with Destiny.





- **Create a Review Report**

Destiny v8.5 enables administrators to view a variety of statistics and information about book reviews. New fields added to the Report Builder include “Review Count,” “Review Average,” “Date Added” and “Edited by,” among other fields.



- **Enhanced Support of 13-digit ISBNs**

When searching for library or media records by ISBN, Destiny now has the ability to search for the opposite ISBN if a match is not found. Destiny automatically converts 10-digit ISBNs to 13-digit, and converts 13-digit ISBNs to 10-digit. This capability also applies to Alliance Plus records.



- **Default Call Number Added to Copy Category List**

In the category hit list for library or media titles, the default call number has been added to the copy details. In addition, users can now sort by the call number. The copies assigned to the title are displayed and when the list is expanded, the copies of the title that are in the category are listed in call number order.



- **View Ranges of Available Unused Barcodes**

In addition to indicating the number of unused barcodes available, you may now choose to view the unused barcodes that are available within a range of barcodes.



- **Prohibit Temp Copies from Being Created in Offline Circulation**

When circulating offline, you will now have the option to prohibit the system from creating temporary records by selecting the box, “Prohibit creation of temporary records on upload.” This capability eliminates the uploading of records that do not exist in the library collection (for example, if a patron barcode is mistakenly entered in place of a book barcode when circulating offline). This box is not the default and must be selected.



- **Revised Auto-Punctuation Options**

When cataloging library or media materials using the Easy Editor or MARC Editor, Destiny now provides several checkpoint features to ensure your records are cataloged correctly and most efficiently. When switching between Easy Editor and MARC Editor, you will be prompted to save or discard changes. At the bottom of every Easy Editor and MARC Editor screen is a “Check punctuation and save” box, which if clicked, provides you with the option to compare the punctuation against Destiny’s punctuation rules, or simply save the title as entered. In addition, if a subfield is deleted by the cataloger, the order and punctuation of the remaining subfields does not change. Note: settings for Lexile Measures have been moved to the Series Notes tab.

- **Improved Search Relevance Ranking**

To ensure your library and media search efforts return the most relevant results, relevance ranking in Destiny has been enhanced. For title searches, the results are weighted, ranked and displayed according to relevance order, which includes exact title matches. See Destiny Help for details on the ranking relevance logic.



- **See Last Imports on Export Titles Screen**

When importing titles into your system without previewing them, you now have the option to select from the title import jobs and remove copies associated with a particular title import.



- Assign and Track Barcode Ranges by Vendor** 

Destiny now enables site administrators to manage the library collection easier by specifying and tracking barcode ranges that have been assigned to specific vendors.
- Update Lost Copies** 

The “Reset ‘Lost’ ” button in library inventory will enable you to run a batch process to reset all library or media materials marked lost on a specific date even if the user is not running an open inventory. Lost copies associated with a patron are not reset.
- Outstanding Checkouts Organized for Easy Viewing**  

Destiny v8.5 makes it easier and more efficient to view checkouts by patron, class or teacher. The “Check Out” screen shows the most recently checked out items, which can be displayed 10 per page for easier viewing and less scrolling.
- Customize Material Type Icons**  

Destiny now enables anyone with edit template rights to change the material type icons displayed. Choose from Destiny’s selection of material type icons or upload custom icons. Destiny supports GIF files up to 20 x 16 pixels; larger files are automatically resized by Destiny. Once you have changed the material type icons displayed, the images will appear across the district.
- Link to Help Documents for Barcode Filter Functionality**  

To help you better understand the use and functionality of barcode filters, Destiny offers online help that explains why barcode filters are in place and how they work within Destiny. Links to the Help Documents appear on the Import Titles/Import Textbooks and Import Copies pages.
- Batch Update Copies Based on Barcode List**  

Destiny v8.5 now supports the ability to run a batch update on the copy fields Circulation Type, Categories and/or Call Number based on either a barcode list or an upload file. Media Manager supports this function for batch updates on Categories and/or Call Number.
- Call Number Displays on View Requests Screen for Holds/ILL** 

The call number now displays on the View Requests screen for Holds/ILL. In addition, each title listed in the request is now hyperlinked to the Title Details screen.
- Improvements in Top Circulating Titles Report** 

New options in the Top Titles report now include the ability to pull reports by limiting a range of call numbers and by least circulated titles. In addition, the reports can be further limited by reading program and range.
- Add Vendor and Funding Sources** 

Destiny v8.5 now supports the option to select “Other” as a Vendor or Funding Source when importing titles into Library Manager.
- Pull Circulation Stats by Date Range** 

In addition to selecting to view current statistics or statistics up to the current date ending today, the Statistics report now allows you to specify the date range from which to pull circulation statistics.

- **Recent Import Enhancements**



Updates to Recent Import functionality removes a job from the listing on the Recent Import tab once the Delete Copies process has completed. The job remains listed under the Job Manager. In addition, previews no longer show up under Recent Imports.

- **Show Due Dates in Checkout**



The Checkout screen has been enhanced to include a link to the Library Info | Due Dates tab to enable easy viewing of due dates of all circulation types for all patron types.

- **New Fields in Report Builder**



Destiny v8.5 now includes more versatile reporting support with the addition of new fields in Report Builder.

- New Report Builder fields for Library Manager:  
Edition, Extent, ISBN, ISSN, LCCN, Lexile, Publisher, Quiz Interest Level, Quiz Number, Quiz Points, Quiz Reading Level, Quiz Type, Series Title.
- New Report Builder fields for Media Manager:  
Edition, Extent, ISBN, ISSN, LCCN, Lexile, Publisher, Series Title.

- **Creation of Patron Lists for Data Modification**



Destiny now supports the creation of batch files for updating and deleting patrons via a non-persistent “patron list.” This process is similar to the “Find Duplicate Patron” functionality.

- **Chinese/Japanese/Korean Character Support in PDFs**



The display of Chinese, Japanese and Korean characters in PDFs is supported once a system property, provided in Destiny v8.5, is enabled. Adobe Acrobat supports a set of fonts for specific languages, and these fonts must be downloaded on your system. The first time you open a document that includes those fonts, and the fonts have not been installed on the workstation, Adobe Acrobat will prompt the user to download and install the applicable Asian Language Packs.

- **Search By and View Call Number When Booking**



When adding a new booking for media, Destiny v8.5 enables you to search for a title by call number, in addition to enabling searches by title. The call number now displays in the list of search results.

- **Remote Checkin Support**



Media Manager now supports remote or offline checkin at sites via Follett Remote and Mini-Destiny using the Follett Panther™ scanner.

- **Automatically Calculate Due/Return Date Based on Loan Period**



When creating a “New Booking Request,” if you select a start date via the calendar, Destiny automatically calculates the ending date (based on the loan period).

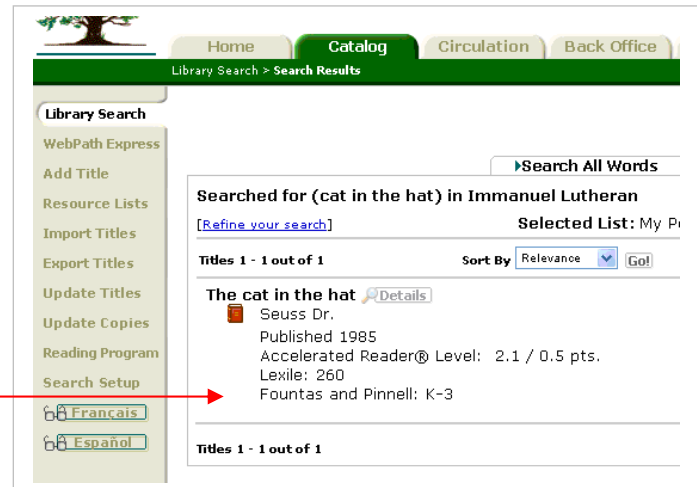
## Enriched Content Subscriptions Strengthen the Library-Classroom Connection



- **Fountas and Pinnell Guided Reading Searching**

Destiny v8.5 helps guide readers to the best titles for their abilities through expanded reading program support for Fountas and Pinnell titles in your collection. Fountas and Pinnell information that has been manually cataloged (or imported from a book vendor) in the 521 tag will now be searchable in Destiny and the information will be displayed in the search results.

The Fountas and Pinnell Guided Reading Leveling System is a trademark of Irene C. Fountas and Gay Su Pinnell and is not affiliated with Follett Software Company.



- **Add 526 Tag for Reading Program Expansion**

To enhance your library's generic reading program support, you may now add a 526 tag. Information added to the 526 tag will appear under "Additional Info" in the MARC record, displayed as "Study Program." AR and RC titles will continue to display under the "Quiz Info" section.

- **Anchor One Search pages**

When setting up results to include One Search resources, Destiny "remembers" where you were on the page and anchors you to that location when the screen refreshes.

- **"No Copies" Icon Removed from WebPath Express Search Results**

Within the WebPath Express service, the icon "No Copies" has been removed from the list of search results displayed. This icon had prevented some students from clicking on the WebPath Express links because they assumed "No Copies" meant there were no WebPath Express results. The icon has been removed to alleviate confusion.

## Hardware Updates

- **Follett Panther™ Barcode Scanner**

We strongly recommend upgrading to version 3 software for the Follett Panther to increase stability and enhance security protocols for optimum wireless connectivity.

Version 3 of the Follett Panther also supports the upload and offline circulation of transactions with Media Manager. To upload and install the drivers for version 3, your Panther must be running version 2. To find out what version you are using, look in the bottom right-hand corner of your Panther desktop (Mini Destiny). The version will be displayed either as v1 or v2. To upgrade from v1 to v2 or from v2 to v3, visit the Follett Software website at [www.FollettSoftware.com/sub/utilities](http://www.FollettSoftware.com/sub/utilities), click on the "customer area" and download the applicable service pack found under "Destiny." Contact our Technical Support group at 800-722-7424 for more information.



## Technology Updates



- Destiny v8.5 server software has been tested and provides support for the following operating system editions:
  - Windows Server 2008 Standard and Enterprise without Hyper-V (32 and 64 bit versions).
  - Vista SP1—Business, Enterprise and Ultimate (32 and 64-bit versions).
- For optimal performance, Destiny Quest has specific technical requirements. Read more on our website at [www.FollettSoftware.com/page/system\\_requirements](http://www.FollettSoftware.com/page/system_requirements) in the PDF named “Destiny Client Specifications and Destiny Quest Client Specifications.”
- Destiny v8.5 has specific Service Pack requirements for Microsoft Windows and Microsoft SQL Server. The requirements for your server depend on whether you are upgrading or installing Destiny for the first time. Operating system support for Destiny v8.5 has also been revised. Find complete details in the PDF named “Destiny 8.5 Server Service Pack and Operating System Requirements” on our website at [www.FollettSoftware.com/page/system\\_requirements/](http://www.FollettSoftware.com/page/system_requirements/).
- Destiny v8.5 now includes SIF Agent support for SIF 2.0 specifications connectivity.

Destiny v8.5 is available to download from the Follett Software website beginning July 11, 2008.

Destiny is a registered trademark and Destiny Quest, Destiny Library Manager, Destiny Media Manager and TitlePeek are trademarks of Follett Software Company.  
6/08 Version B

