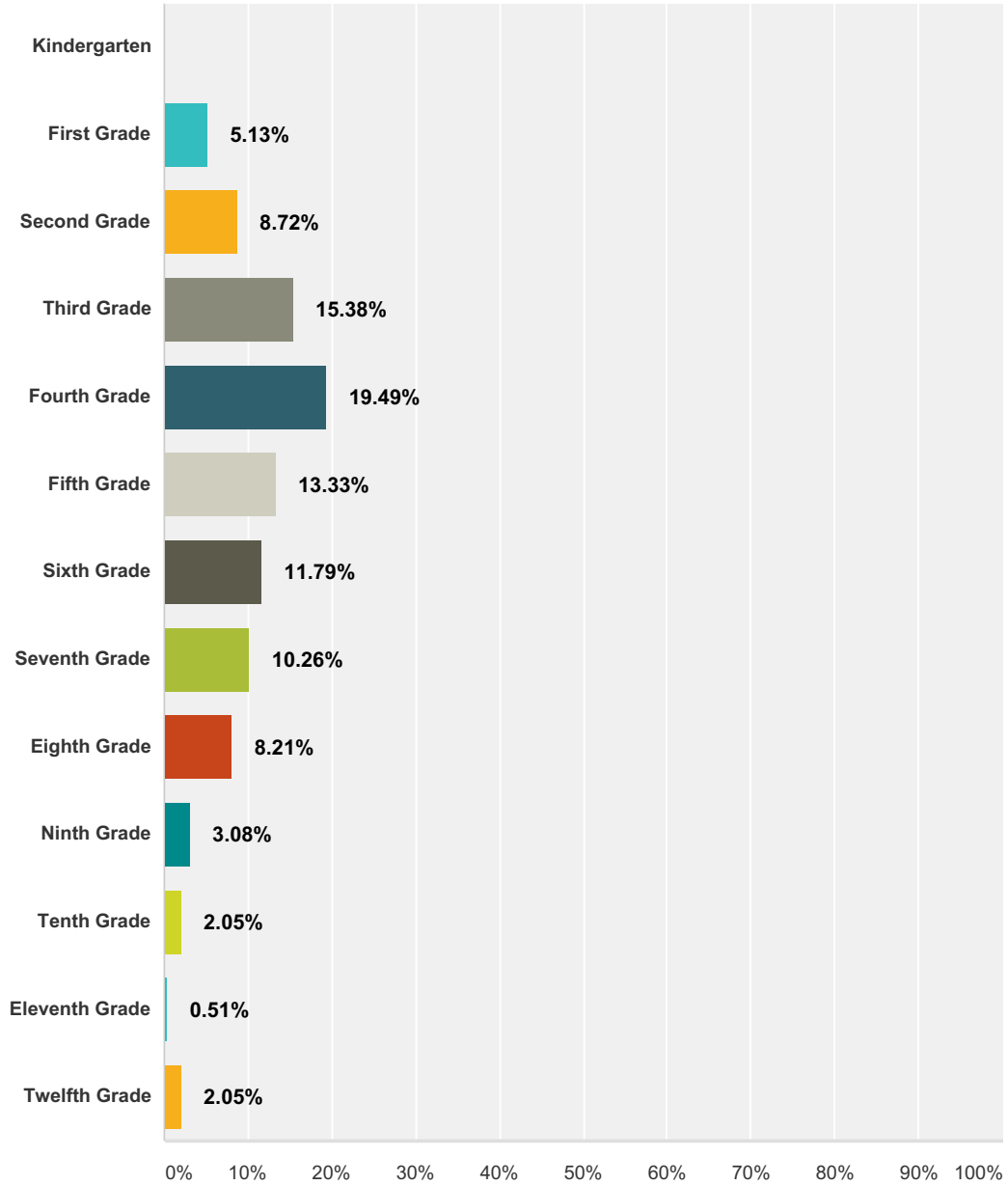


# HCP Parent Survey

**Q1 Indicate the grade level of your child who is receiving services from the Highly Capable Program. You will be prompted to complete this survey for each child receiving services.**

Answered: 195 Skipped: 2



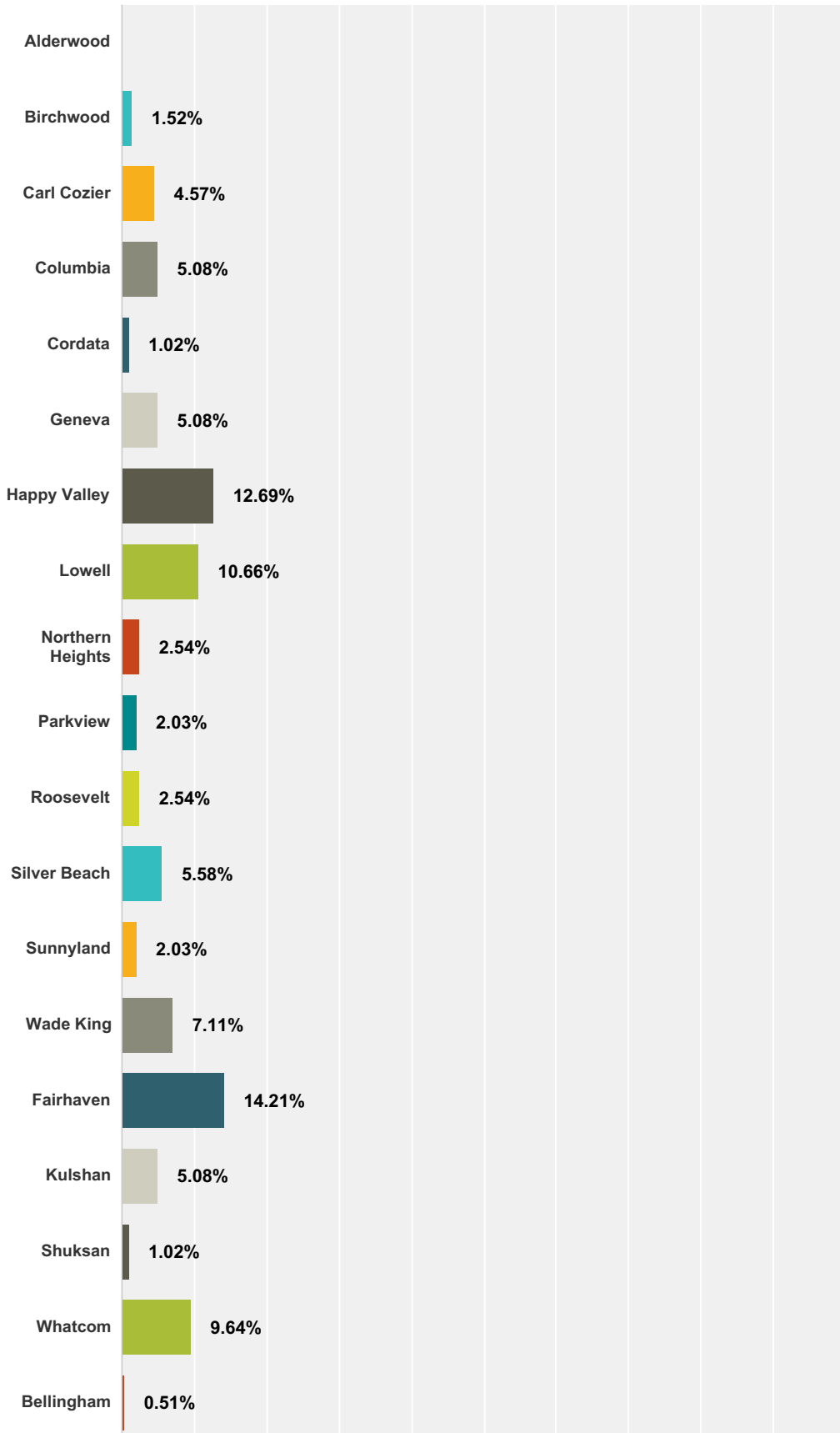
Answer Choices	Responses
Kindergarten	0.00% 0
First Grade	5.13% 10
Second Grade	8.72% 17

## HCP Parent Survey

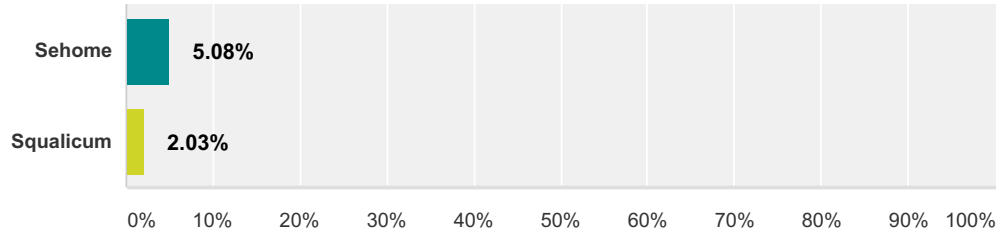
Third Grade	15.38%	30
Fourth Grade	19.49%	38
Fifth Grade	13.33%	26
Sixth Grade	11.79%	23
Seventh Grade	10.26%	20
Eighth Grade	8.21%	16
Ninth Grade	3.08%	6
Tenth Grade	2.05%	4
Eleventh Grade	0.51%	1
Twelfth Grade	2.05%	4
<b>Total</b>		<b>195</b>

### Q2 My child attends school at . . .

Answered: 197 Skipped: 0



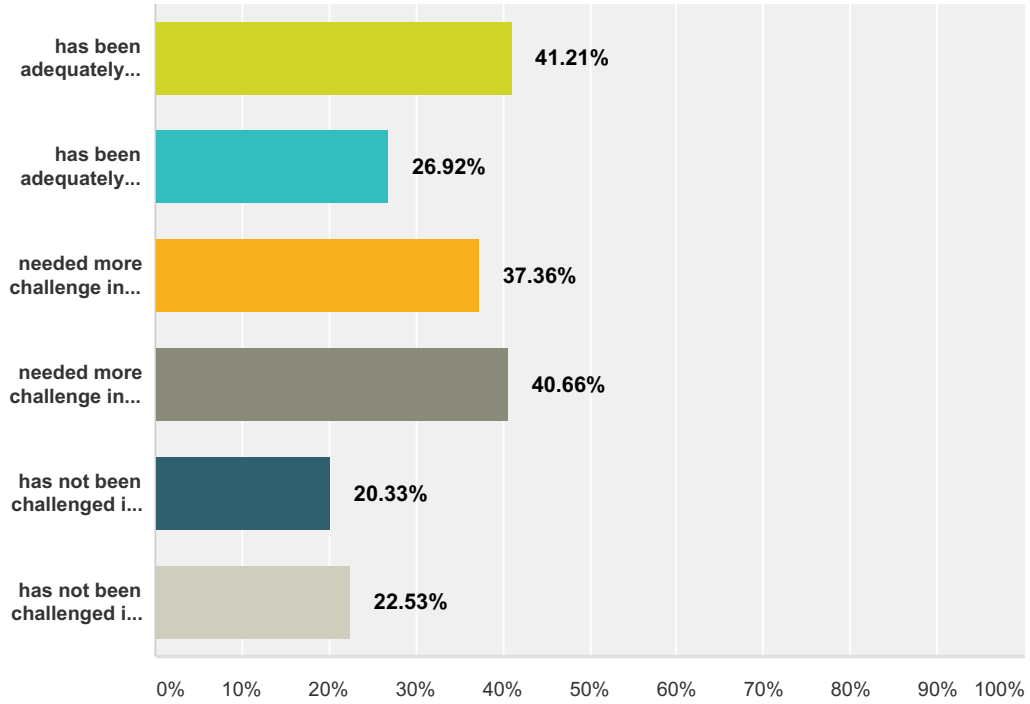
## HCP Parent Survey



Answer Choices	Responses	
Alderwood	0.00%	0
Birchwood	1.52%	3
Carl Cozier	4.57%	9
Columbia	5.08%	10
Cordata	1.02%	2
Geneva	5.08%	10
Happy Valley	12.69%	25
Lowell	10.66%	21
Northern Heights	2.54%	5
Parkview	2.03%	4
Roosevelt	2.54%	5
Silver Beach	5.58%	11
Sunnyland	2.03%	4
Wade King	7.11%	14
Fairhaven	14.21%	28
Kulshan	5.08%	10
Shuksan	1.02%	2
Whatcom	9.64%	19
Bellingham	0.51%	1
Sehome	5.08%	10
Squalicum	2.03%	4
<b>Total</b>		<b>197</b>

**Q3 In the last year, the Highly Capable Program has shifted to a school and classroom-based model. In my experience, my child . . . (choose one answer for mathematics and one for reading)**

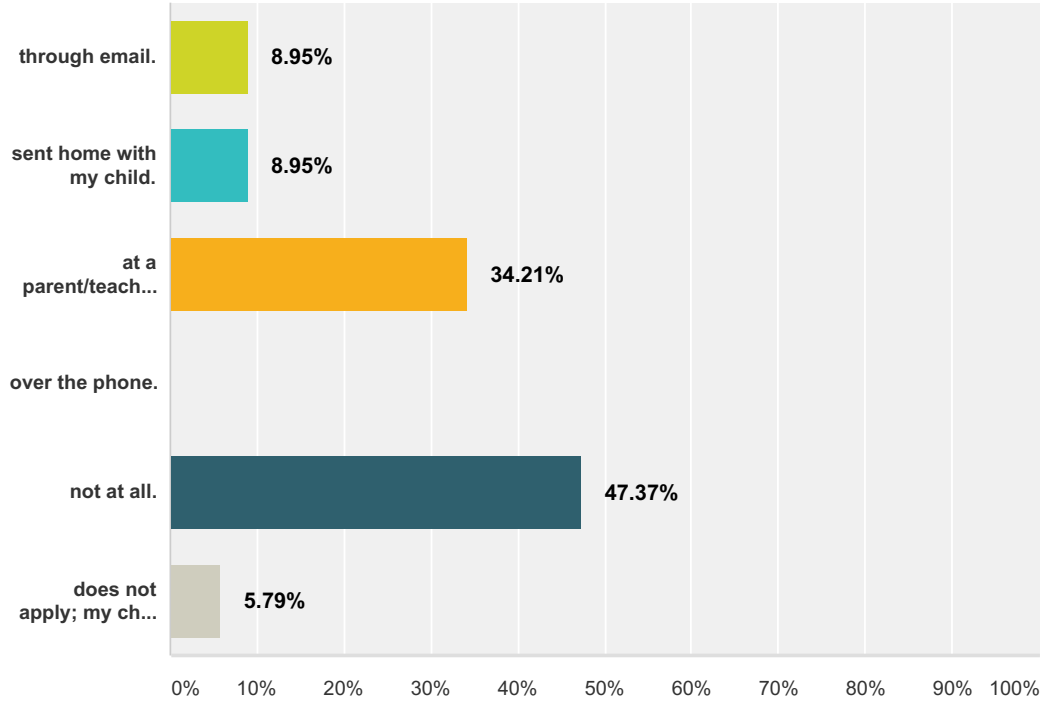
Answered: 182 Skipped: 15



Answer Choices	Responses	
has been adequately challenged in his/her mathematics classroom.	41.21%	75
has been adequately challenged in his/her reading classroom.	26.92%	49
needed more challenge in his/her mathematics classroom.	37.36%	68
needed more challenge in his/her reading classroom.	40.66%	74
has not been challenged in his/her mathematics classroom.	20.33%	37
has not been challenged in his/her reading classroom.	22.53%	41
<b>Total Respondents: 182</b>		

**Q4 I received information about my child's Student Learning Plan (SLP) . . . (check all that apply)**

Answered: 190 Skipped: 7

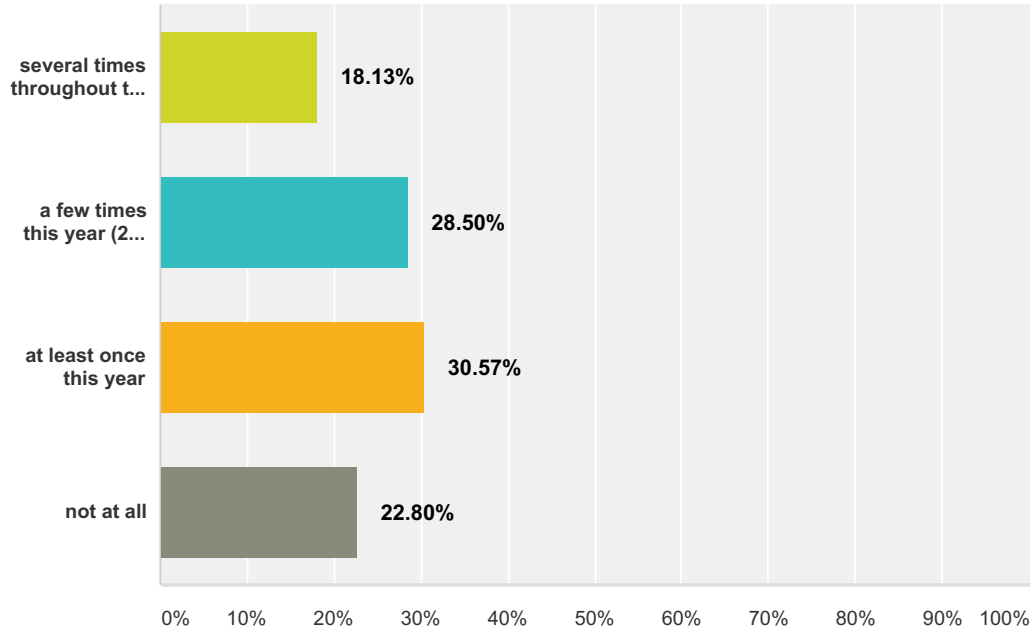


Answer Choices	Responses
through email.	8.95% 17
sent home with my child.	8.95% 17
at a parent/teacher conference.	34.21% 65
over the phone.	0.00% 0
not at all.	47.37% 90
does not apply; my child is in high school.	5.79% 11
<b>Total Respondents: 190</b>	

# HCP Parent Survey

## Q5 I have been in communication with my child's teacher(s) regarding his/her learning needs . . .

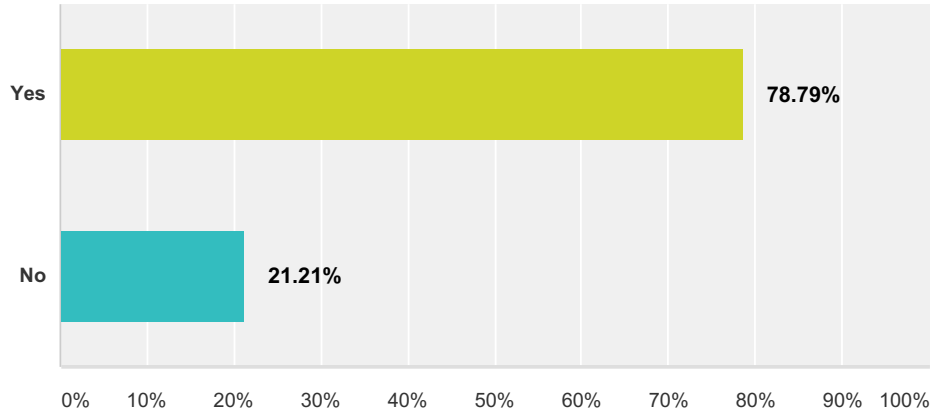
Answered: 193 Skipped: 4



Answer Choices	Responses	
several times throughout the year (4 or more)	18.13%	35
a few times this year (2 - 3)	28.50%	55
at least once this year	30.57%	59
not at all	22.80%	44
<b>Total</b>		<b>193</b>

**Q6 My child benefits from being grouped (clustered) in their classroom with highly capable learners of similar academic interests and abilities.**

Answered: 165 Skipped: 32

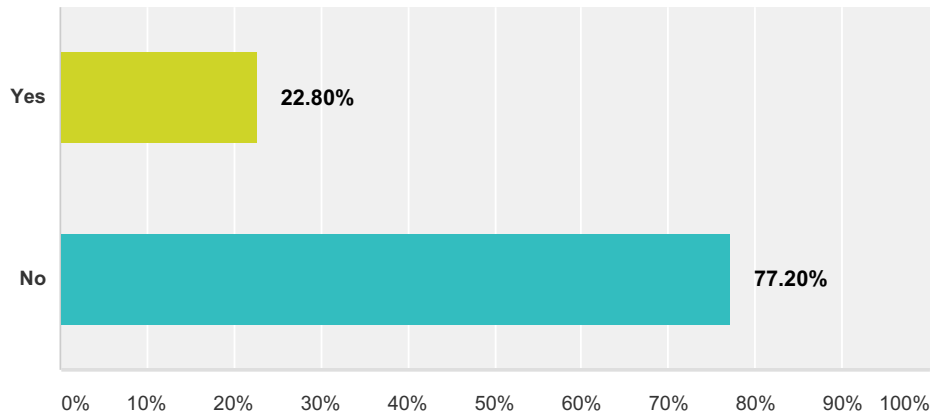


Answer Choices	Responses
Yes	78.79% 130
No	21.21% 35
<b>Total</b>	<b>165</b>



### Q7 Do you have another child who is receiving highly capable learner services?

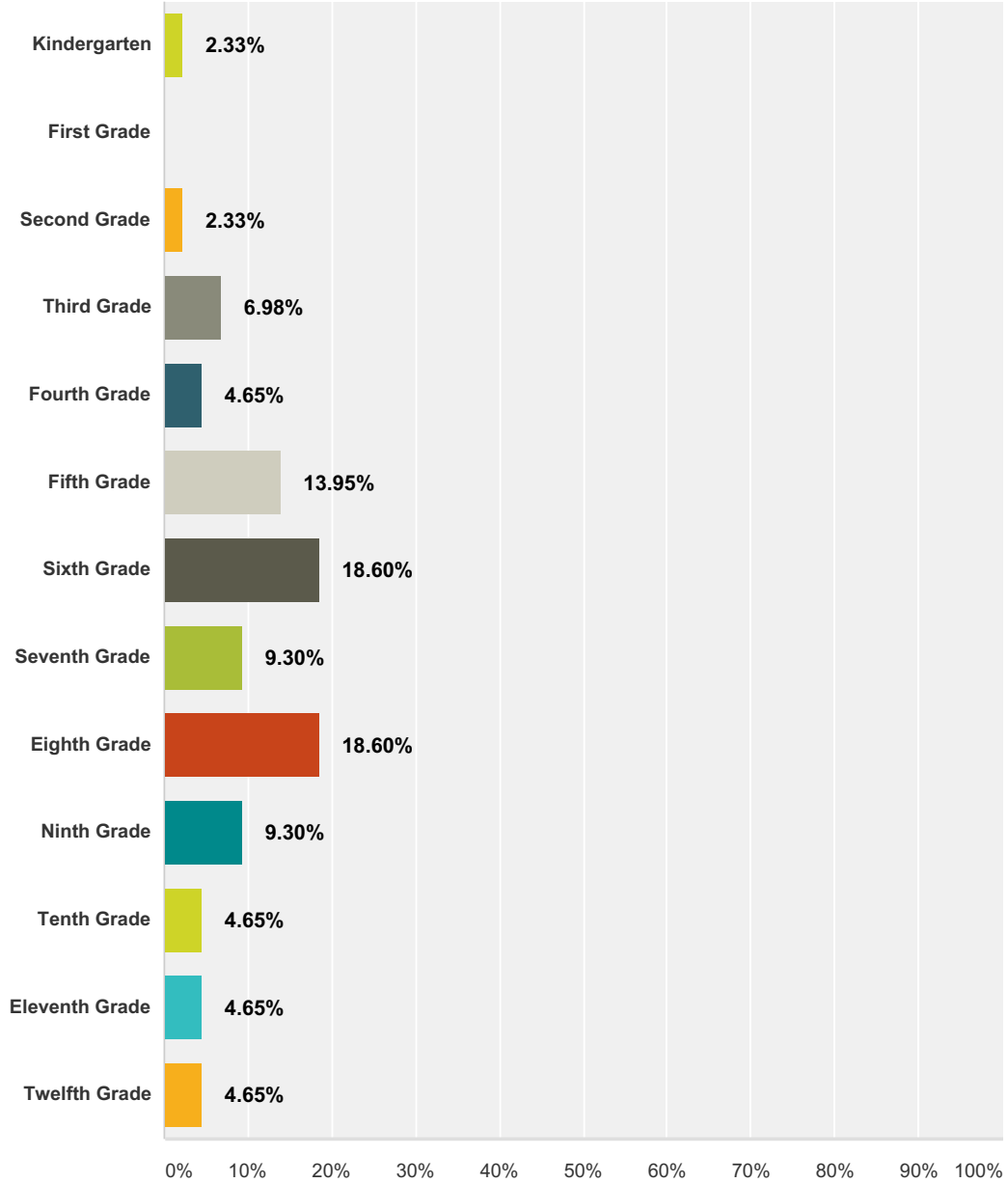
Answered: 193 Skipped: 4



Answer Choices	Responses
Yes	22.80% 44
No	77.20% 149
<b>Total</b>	<b>193</b>

**Q8 Indicate the grade level of your child who is receiving services from the Highly Capable Program. You will be prompted to complete this survey for each child receiving services.**

Answered: 43 Skipped: 154



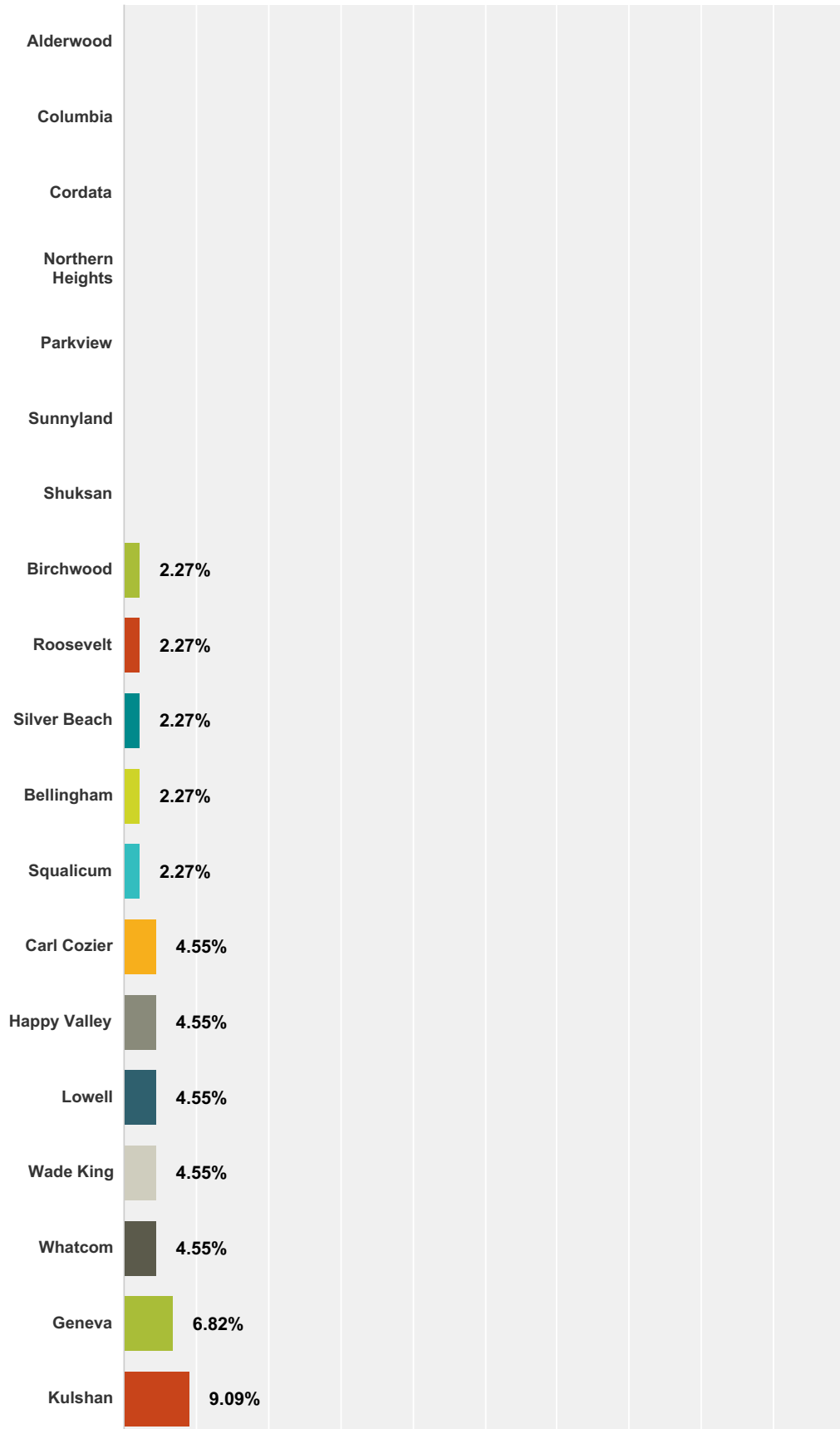
Answer Choices	Responses
Kindergarten	2.33% 1
First Grade	0.00% 0
Second Grade	2.33% 1

## HCP Parent Survey

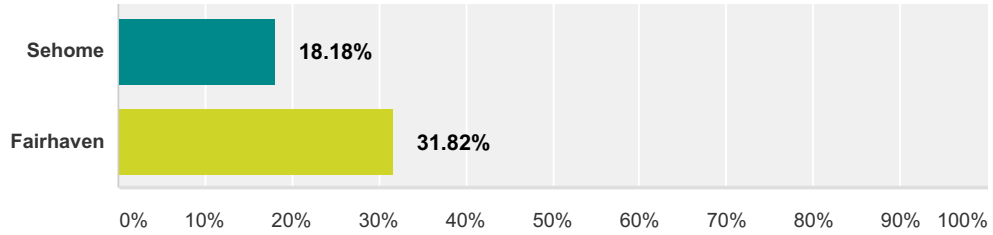
Third Grade	6.98%	3
Fourth Grade	4.65%	2
Fifth Grade	13.95%	6
Sixth Grade	18.60%	8
Seventh Grade	9.30%	4
Eighth Grade	18.60%	8
Ninth Grade	9.30%	4
Tenth Grade	4.65%	2
Eleventh Grade	4.65%	2
Twelfth Grade	4.65%	2
<b>Total</b>		<b>43</b>

### Q9 My child attends school at . . .

Answered: 44 Skipped: 153



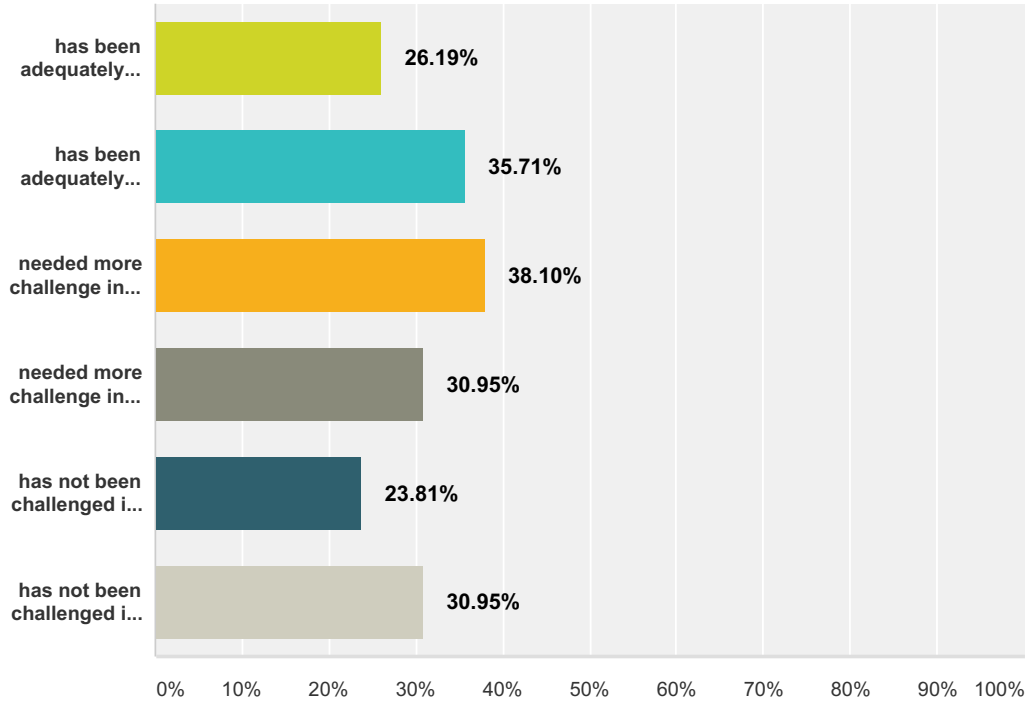
## HCP Parent Survey



Answer Choices	Responses
Alderwood	0.00% 0
Columbia	0.00% 0
Cordata	0.00% 0
Northern Heights	0.00% 0
Parkview	0.00% 0
Sunnyland	0.00% 0
Shuksan	0.00% 0
Birchwood	2.27% 1
Roosevelt	2.27% 1
Silver Beach	2.27% 1
Bellingham	2.27% 1
Squalicum	2.27% 1
Carl Cozier	4.55% 2
Happy Valley	4.55% 2
Lowell	4.55% 2
Wade King	4.55% 2
Whatcom	4.55% 2
Geneva	6.82% 3
Kulshan	9.09% 4
Sehome	18.18% 8
Fairhaven	31.82% 14
<b>Total</b>	<b>44</b>

**Q10 In the last year, the Highly Capable Program has shifted to a school and classroom-based model. In my experience, my child . . . (choose one answer for mathematics and one for reading)**

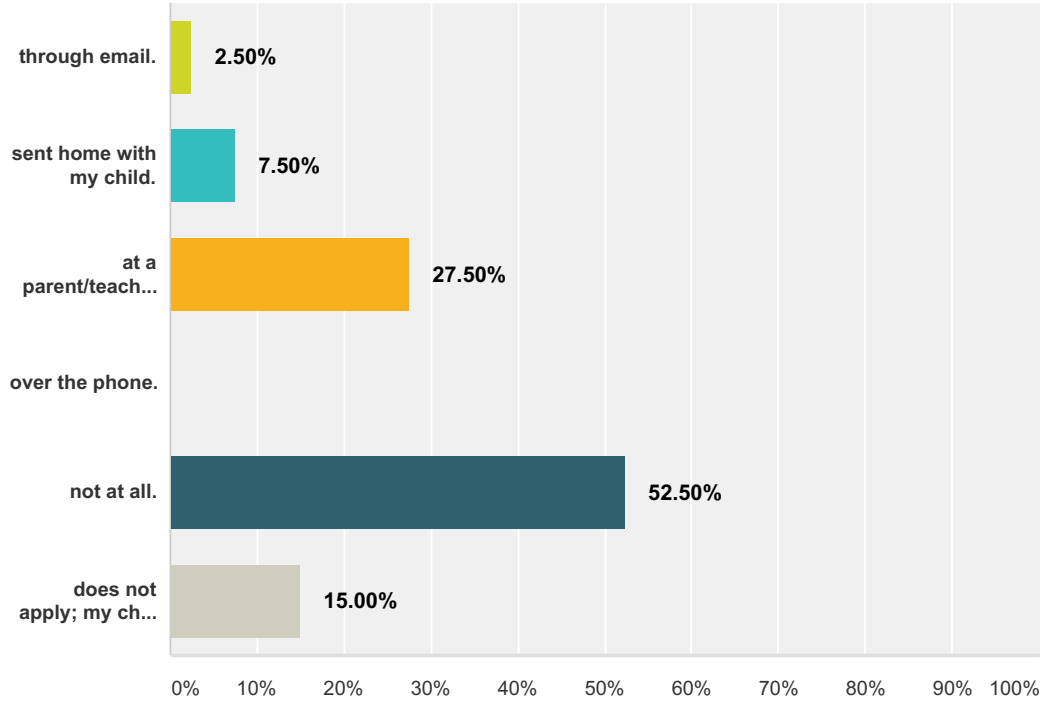
Answered: 42 Skipped: 155



Answer Choices	Responses	
has been adequately challenged in his/her mathematics classroom.	26.19%	11
has been adequately challenged in his/her reading classroom.	35.71%	15
needed more challenge in his/her mathematics classroom.	38.10%	16
needed more challenge in his/her reading classroom.	30.95%	13
has not been challenged in his/her mathematics classroom.	23.81%	10
has not been challenged in his/her reading classroom.	30.95%	13
<b>Total Respondents: 42</b>		

**Q11 I received information about my child's Student Learning Plan (SLP) . . . (check all that apply)**

Answered: 40 Skipped: 157

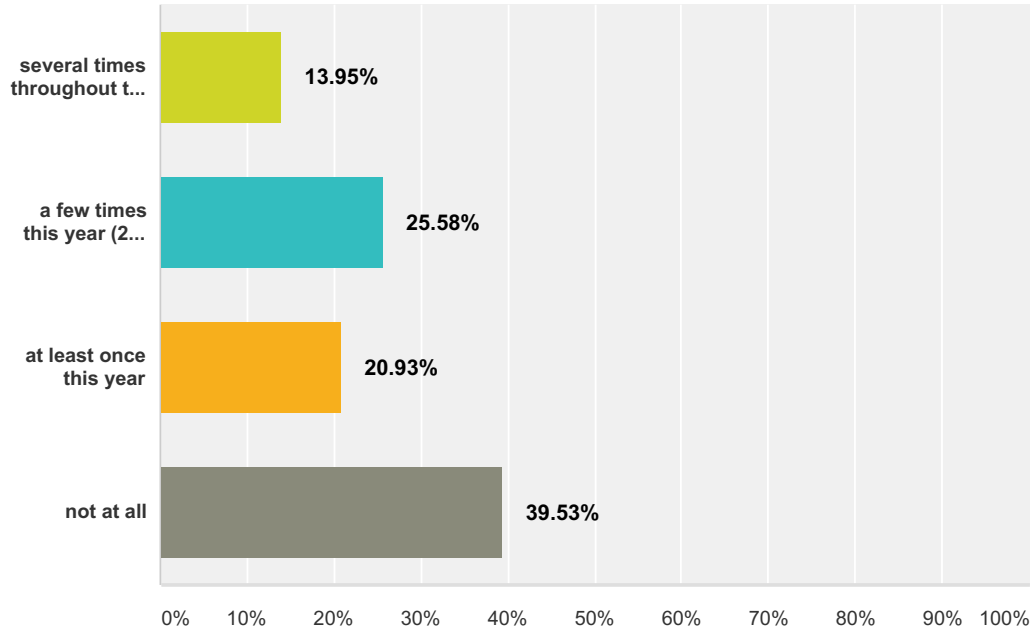


Answer Choices	Responses
through email.	2.50% 1
sent home with my child.	7.50% 3
at a parent/teacher conference.	27.50% 11
over the phone.	0.00% 0
not at all.	52.50% 21
does not apply; my child is in high school.	15.00% 6
<b>Total Respondents: 40</b>	

# HCP Parent Survey

## Q12 I have been in communication with my child's teacher(s) regarding his/her learning needs . . .

Answered: 43 Skipped: 154

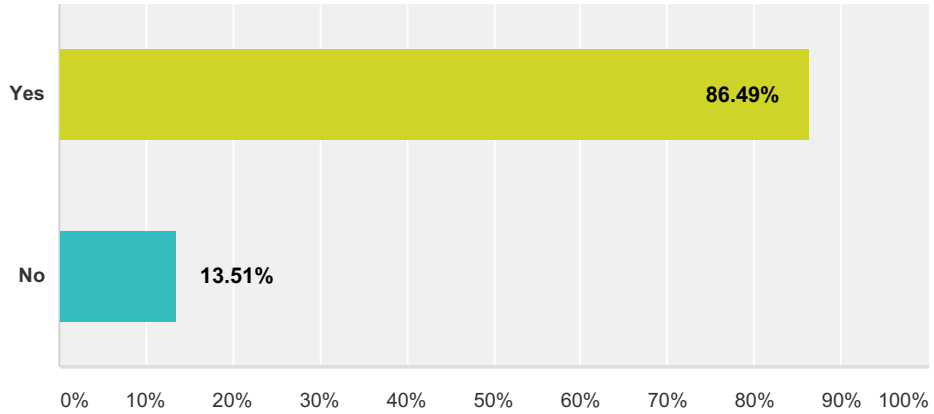


Answer Choices	Responses	
several times throughout the year (4 or more)	13.95%	6
a few times this year (2 - 3)	25.58%	11
at least once this year	20.93%	9
not at all	39.53%	17
<b>Total</b>		<b>43</b>



**Q13 My child benefits from being grouped (clustered) in their classroom with highly capable learners of similar academic interests and abilities.**

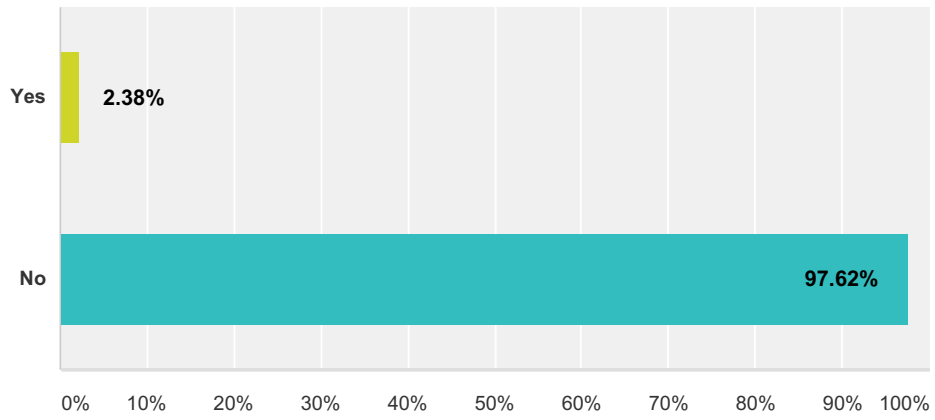
Answered: 37 Skipped: 160



Answer Choices	Responses	
Yes	86.49%	32
No	13.51%	5
<b>Total</b>		<b>37</b>

**Q14 Do you have another child who is receiving highly capable learner services?**

Answered: 42 Skipped: 155

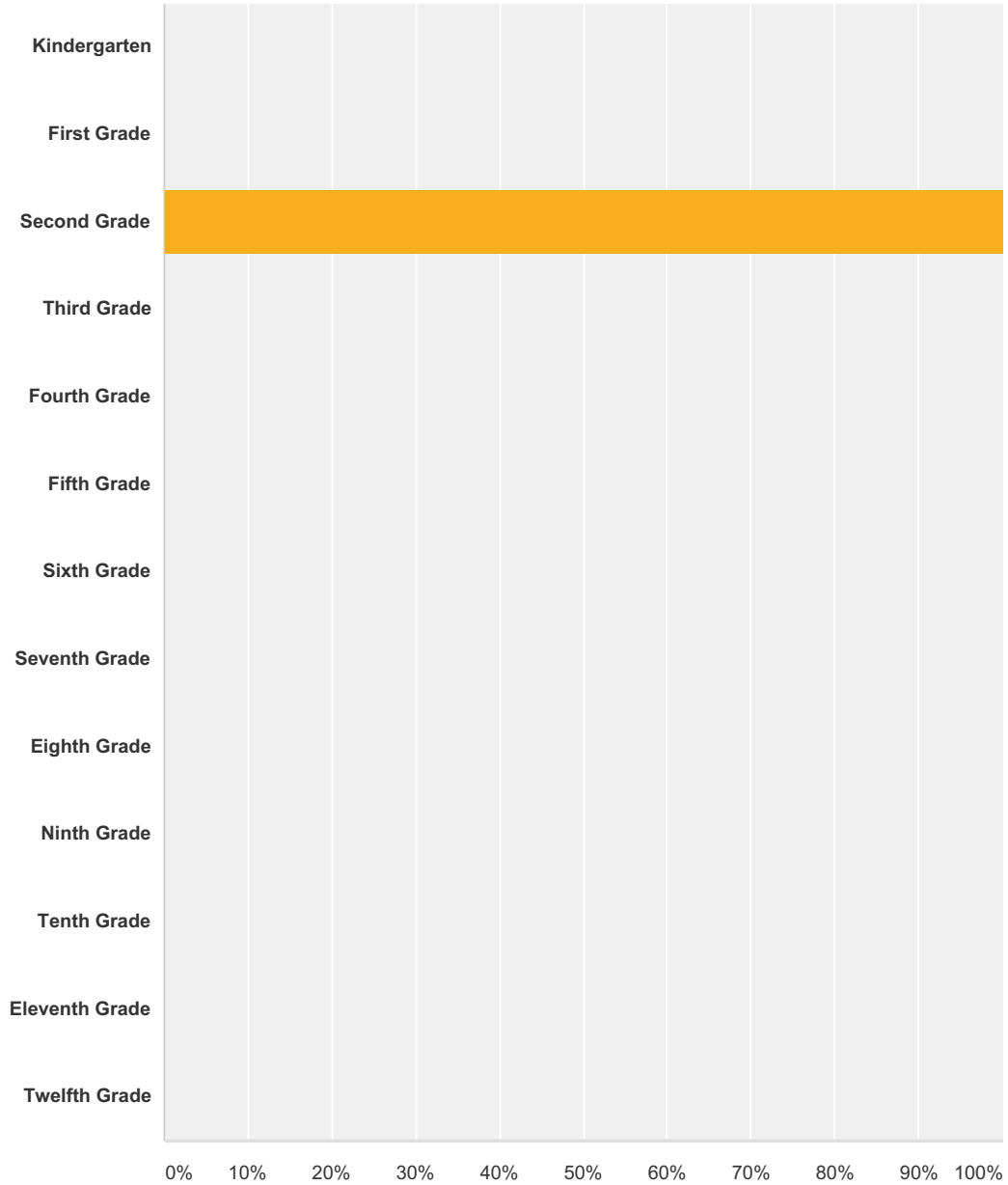


Answer Choices	Responses
Yes	2.38% 1
No	97.62% 41
<b>Total</b>	<b>42</b>

HCP Parent Survey

**Q15 Indicate the grade level of your child who is receiving services from the Highly Capable Program. You will be prompted to complete this survey for each child receiving services.**

Answered: 1 Skipped: 196




Answer Choices	Responses
Kindergarten	0.00% 0
First Grade	0.00% 0
Second Grade	100.00% 1

## HCP Parent Survey

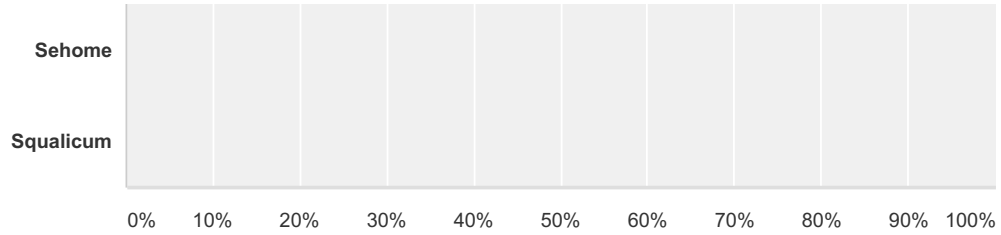
Third Grade	0.00%	0
Fourth Grade	0.00%	0
Fifth Grade	0.00%	0
Sixth Grade	0.00%	0
Seventh Grade	0.00%	0
Eighth Grade	0.00%	0
Ninth Grade	0.00%	0
Tenth Grade	0.00%	0
Eleventh Grade	0.00%	0
Twelfth Grade	0.00%	0
<b>Total</b>		<b>1</b>

Q16 My child attends school at . . .

Answered: 1 Skipped: 196



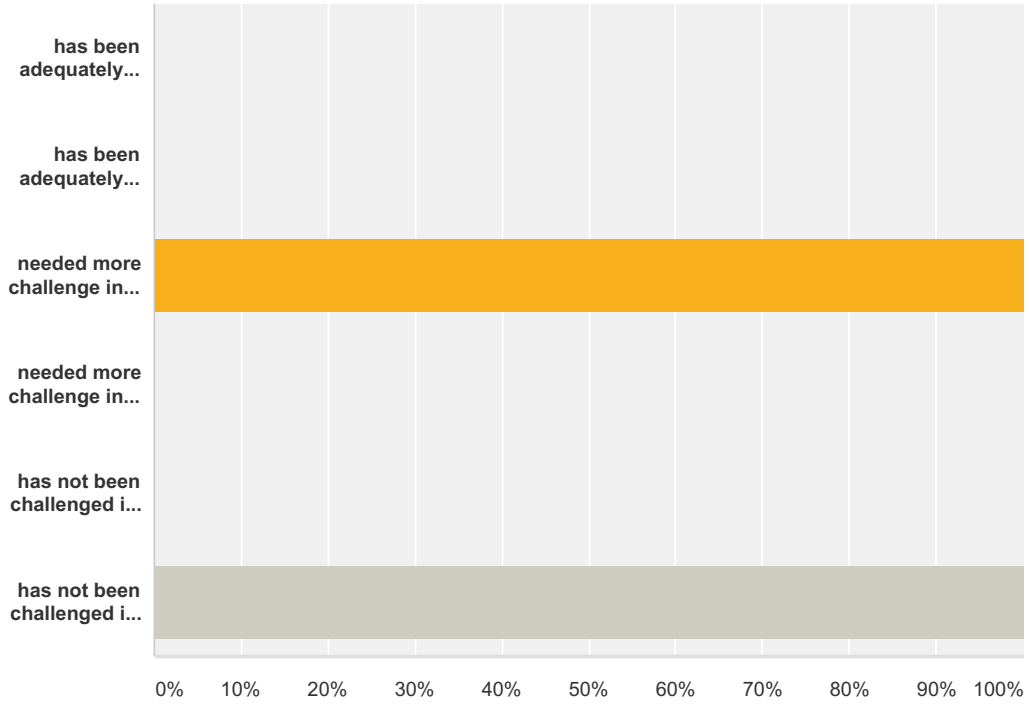
# HCP Parent Survey



Answer Choices	Responses
Alderwood	0.00% 0
Birchwood	0.00% 0
Carl Cozier	100.00% 1
Columbia	0.00% 0
Cordata	0.00% 0
Geneva	0.00% 0
Happy Valley	0.00% 0
Lowell	0.00% 0
Northern Heights	0.00% 0
Parkview	0.00% 0
Roosevelt	0.00% 0
Silver Beach	0.00% 0
Sunnyland	0.00% 0
Wade King	0.00% 0
Fairhaven	0.00% 0
Kulshan	0.00% 0
Shuksan	0.00% 0
Whatcom	0.00% 0
Bellingham	0.00% 0
Sehome	0.00% 0
Squalicum	0.00% 0
<b>Total</b>	<b>1</b>

**Q17 In the last year, the Highly Capable Program has shifted to a school and classroom-based model. In my experience, my child . . . (choose one answer for mathematics and one for reading)**

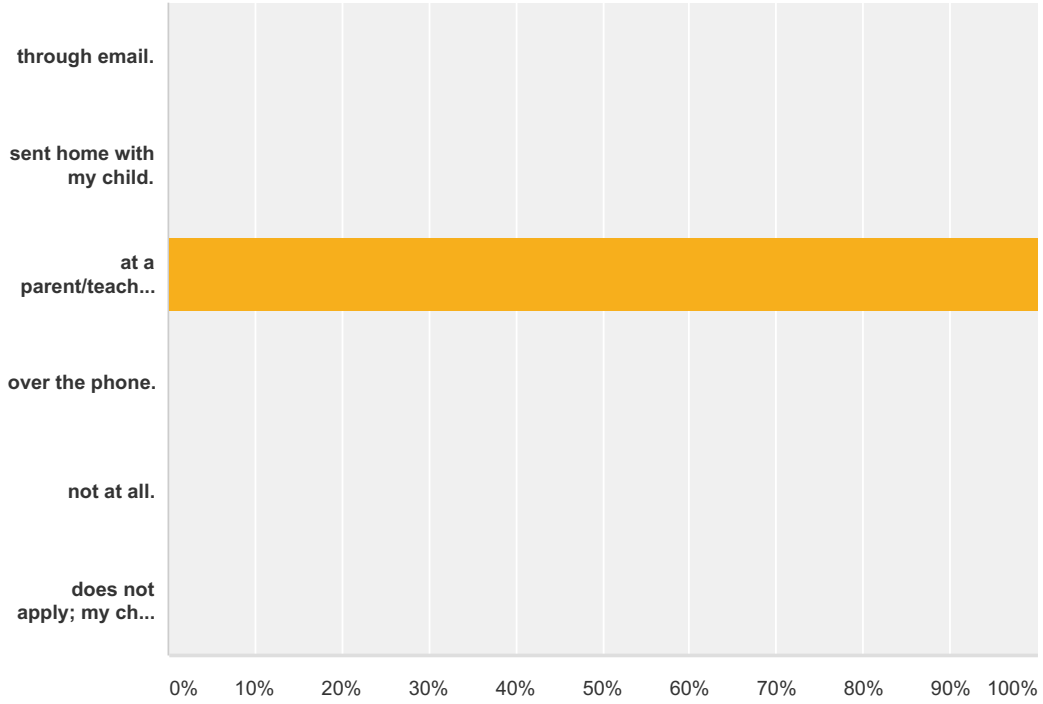
Answered: 1 Skipped: 196



Answer Choices	Responses
has been adequately challenged in his/her mathematics classroom.	0.00% 0
has been adequately challenged in his/her reading classroom.	0.00% 0
needed more challenge in his/her mathematics classroom.	100.00% 1
needed more challenge in his/her reading classroom.	0.00% 0
has not been challenged in his/her mathematics classroom.	0.00% 0
has not been challenged in his/her reading classroom.	100.00% 1
<b>Total Respondents: 1</b>	

**Q18 I received information about my child's Student Learning Plan (SLP) . . . (check all that apply)**

Answered: 1 Skipped: 196

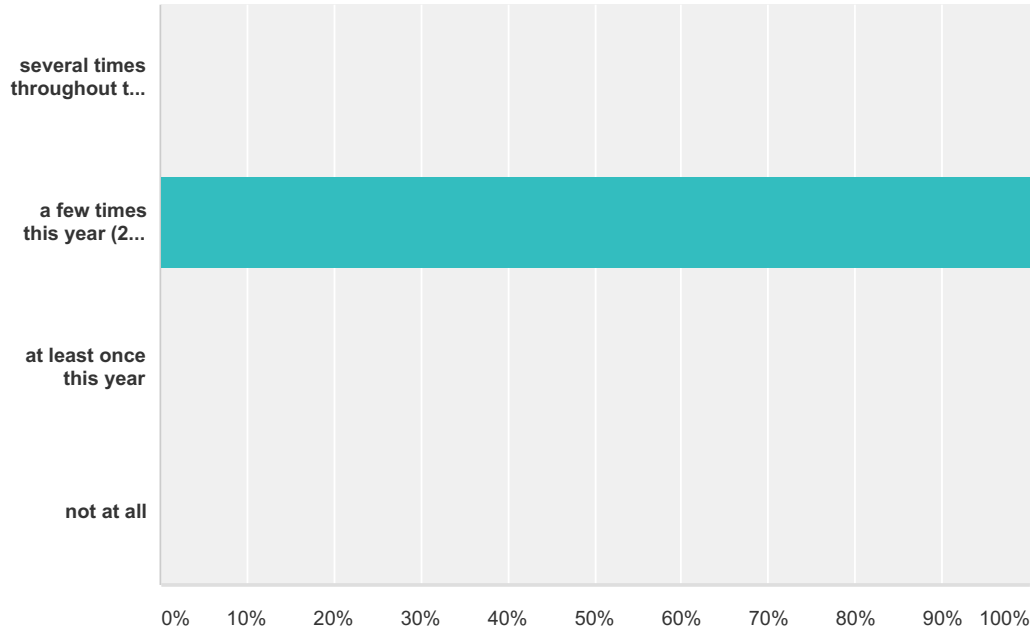


Answer Choices	Responses
through email.	0.00% 0
sent home with my child.	0.00% 0
at a parent/teacher conference.	100.00% 1
over the phone.	0.00% 0
not at all.	0.00% 0
does not apply; my child is in high school.	0.00% 0
<b>Total Respondents: 1</b>	



**Q19 I have been in communication with my child's teacher(s) regarding his/her learning needs . . .**

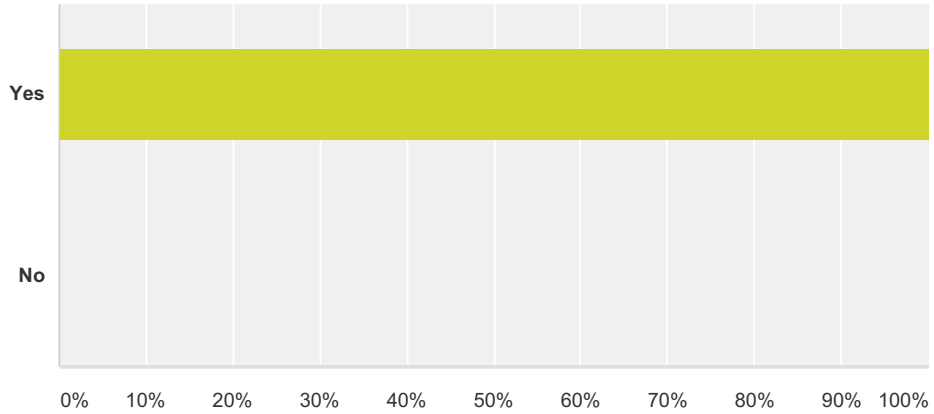
Answered: 1 Skipped: 196



Answer Choices	Responses
several times throughout the year (4 or more)	0.00% 0
a few times this year (2 - 3)	100.00% 1
at least once this year	0.00% 0
not at all	0.00% 0
<b>Total</b>	<b>1</b>

**Q20 My child benefits from being grouped (clustered) in their classroom with highly capable learners of similar academic interests and abilities.**

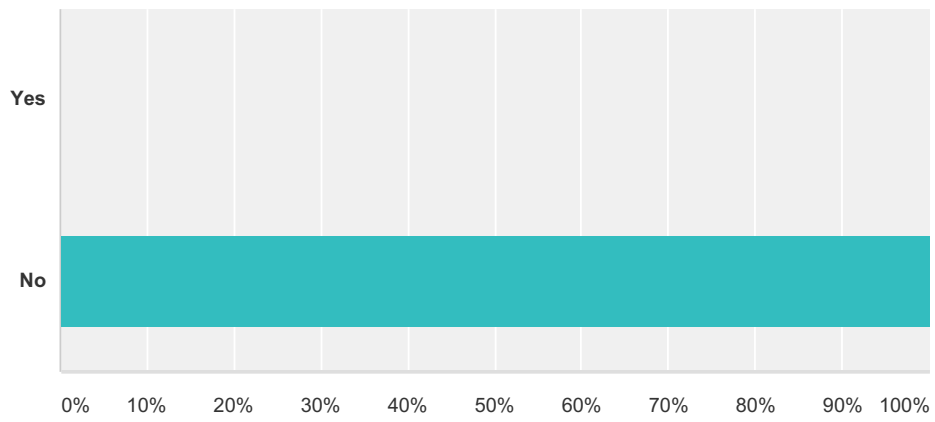
Answered: 1 Skipped: 196



Answer Choices	Responses
Yes	100.00% 1
No	0.00% 0
<b>Total</b>	<b>1</b>

### Q21 Do you have another child who is receiving highly capable learner services?

Answered: 1 Skipped: 196



Answer Choices	Responses
Yes	0.00% 0
No	100.00% 1
<b>Total</b>	<b>1</b>

# HCP Parent Survey

**Q22 Indicate the grade level of your child who is receiving services from the Highly Capable Program. You will be prompted to complete this survey for each child receiving services.**

Answered: 0 Skipped: 197

! No matching responses.

Answer Choices	Responses
Kindergarten	0.00% 0
First Grade	0.00% 0
Second Grade	0.00% 0
Third Grade	0.00% 0
Fourth Grade	0.00% 0
Fifth Grade	0.00% 0
Sixth Grade	0.00% 0
Seventh Grade	0.00% 0
Eighth Grade	0.00% 0
Ninth Grade	0.00% 0
Tenth Grade	0.00% 0
Eleventh Grade	0.00% 0
Twelfth Grade	0.00% 0
<b>Total</b>	<b>0</b>

# HCP Parent Survey

## Q23 My child attends school at . . .

Answered: 0 Skipped: 197

! No matching responses.

Answer Choices	Responses
Alderwood	0.00% 0
Birchwood	0.00% 0
Carl Cozier	0.00% 0
Columbia	0.00% 0
Cordata	0.00% 0
Geneva	0.00% 0
Happy Valley	0.00% 0
Lowell	0.00% 0
Northern Heights	0.00% 0
Parkview	0.00% 0
Roosevelt	0.00% 0
Silver Beach	0.00% 0
Sunnyland	0.00% 0
Wade King	0.00% 0
Fairhaven	0.00% 0
Kulshan	0.00% 0
Shuksan	0.00% 0
Whatcom	0.00% 0
Bellingham	0.00% 0
Sehome	0.00% 0
Squalicum	0.00% 0
<b>Total</b>	<b>0</b>

**Q24 In the last year, the Highly Capable Program has shifted to a school and classroom-based model. In my experience, my child . . . (choose one answer for mathematics and one for reading)**

Answered: 0 Skipped: 197

! No matching responses.

Answer Choices	Responses	
has been adequately challenged in his/her mathematics classroom.	0.00%	0
has been adequately challenged in his/her reading classroom.	0.00%	0
needed more challenge in his/her mathematics classroom.	0.00%	0
needed more challenge in his/her reading classroom.	0.00%	0
has not been challenged in his/her mathematics classroom.	0.00%	0
has not been challenged in his/her reading classroom.	0.00%	0
<b>Total Respondents: 0</b>		

# HCP Parent Survey

## Q25 I received information about my child's Student Learning Plan (SLP) . . . (check all that apply)

Answered: 0 Skipped: 197

! No matching responses.

Answer Choices	Responses
through email.	0.00% 0
sent home with my child.	0.00% 0
at a parent/teacher conference.	0.00% 0
over the phone.	0.00% 0
not at all.	0.00% 0
does not apply; my child is in high school.	0.00% 0
<b>Total Respondents: 0</b>	

# HCP Parent Survey

## Q26 I have been in communication with my child's teacher(s) regarding his/her learning needs . . .

Answered: 0 Skipped: 197

! No matching responses.

Answer Choices	Responses
several times throughout the year (4 or more)	0.00% 0
a few times this year (2 - 3)	0.00% 0
at least once this year	0.00% 0
not at all	0.00% 0
<b>Total</b>	<b>0</b>



**Q27 My child benefits from being grouped (clustered) in their classroom with highly capable learners of similar academic interests and abilities.**

Answered: 0 Skipped: 197

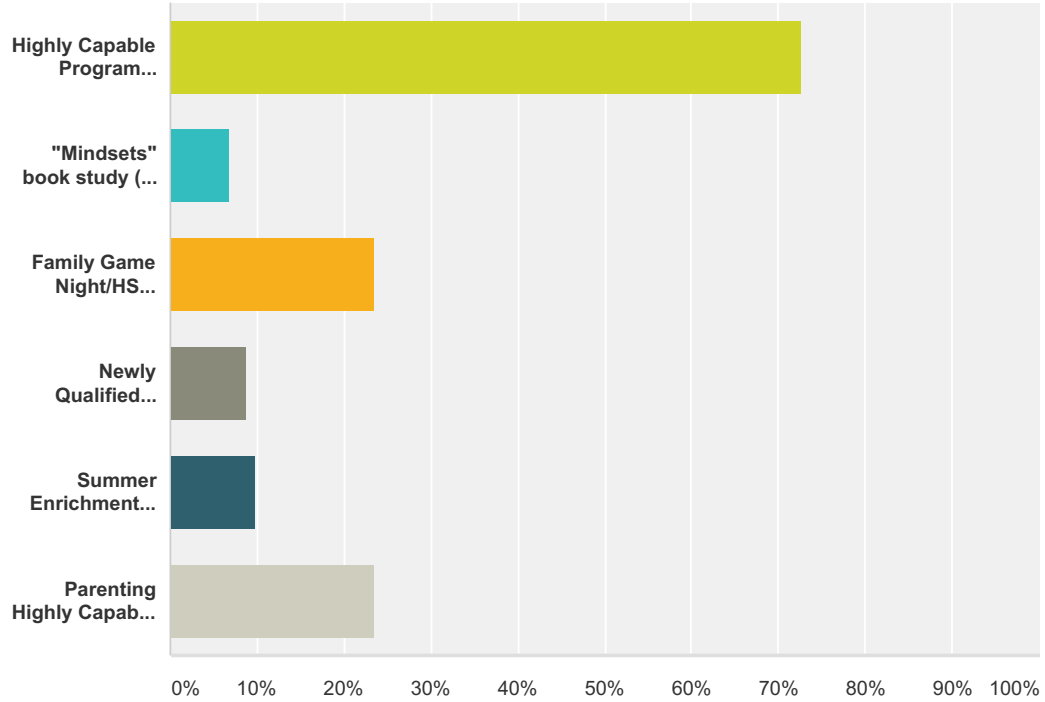
! No matching responses.

Answer Choices	Responses
Yes	0.00% 0
No	0.00% 0
<b>Total</b>	<b>0</b>

# HCP Parent Survey

## Q28 I attended the following evening parent sessions this year. Please check all that apply.

Answered: 102 Skipped: 95

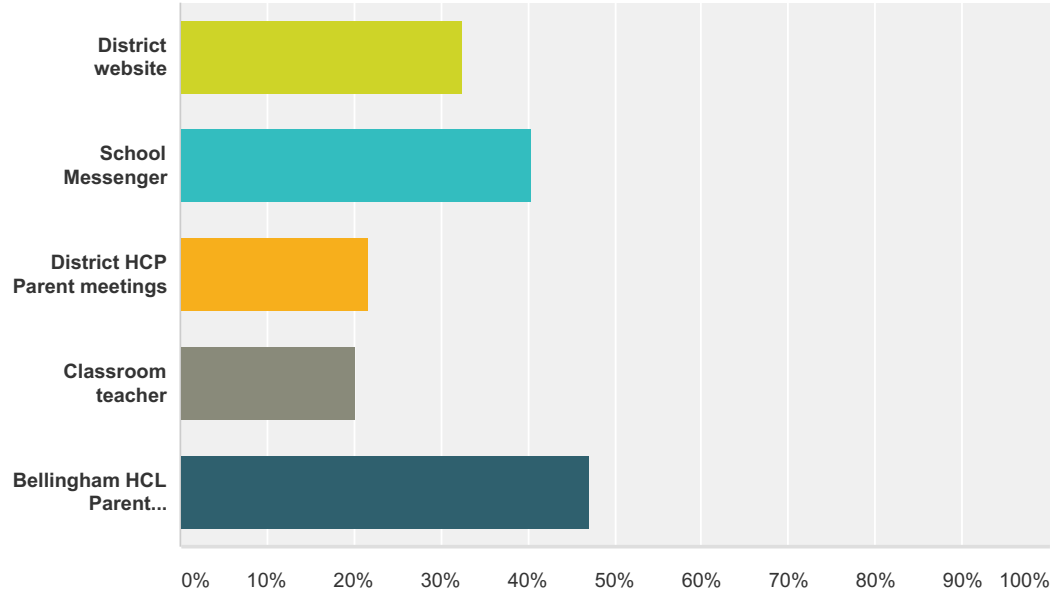


Answer Choices	Responses
Highly Capable Program Orientation (in September at Larrabee or Fairhaven MS)	72.55% 74
"Mindsets" book study (in November at Whatcom MS)	6.86% 7
Family Game Night/HS Student Panel (in January at Whatcom MS)	23.53% 24
Newly Qualified Parent Orientation (in February at the District Office)	8.82% 9
Summer Enrichment Opportunities (in April at Whatcom MS)	9.80% 10
Parenting Highly Capable Learners (in May at Whatcom MS)	23.53% 24
<b>Total Respondents: 102</b>	

# HCP Parent Survey

## Q29 I have received information about highly capable supports from . . . (check all that apply)

Answered: 138 Skipped: 59



Answer Choices	Responses	Count
District website	32.61%	45
School Messenger	40.58%	56
District HCP Parent meetings	21.74%	30
Classroom teacher	20.29%	28
Bellingham HCL Parent Association	47.10%	65
<b>Total Respondents: 138</b>		

**Q30 Please add your comments here if there is anything else you would like us to know.**

Answered: 121 Skipped: 76