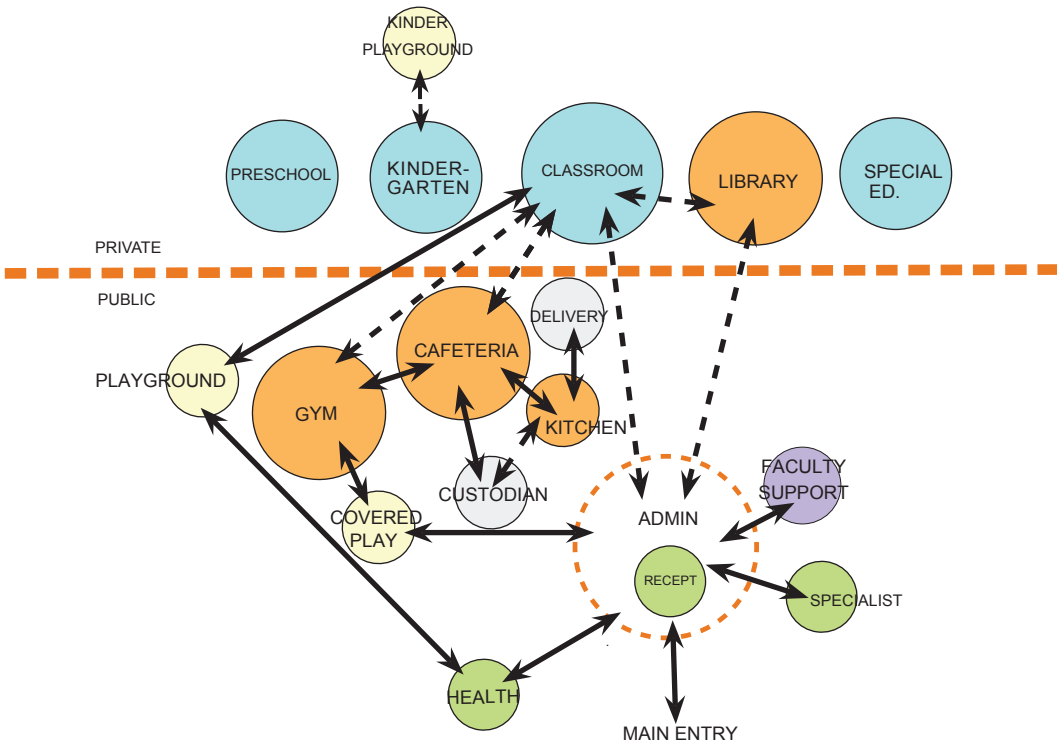


SUMMARY

The elementary school will have a capacity of approximately 450 students, comprised of Preschool – 5th Grade and other selected elementary programs.

Development Objectives

- The reception area greets and welcomes all who enter into the school. The entrance to the school should be open, welcoming and create a sense of security
- Provide adequate restrooms for the staff, students and public, all strategically located to be most useful
- Provide separate parent and bus drop-off areas



PRESCHOOL/KINDERGARTEN CLASSROOM

Kindergarten and preschool are full day classes

Development Objectives

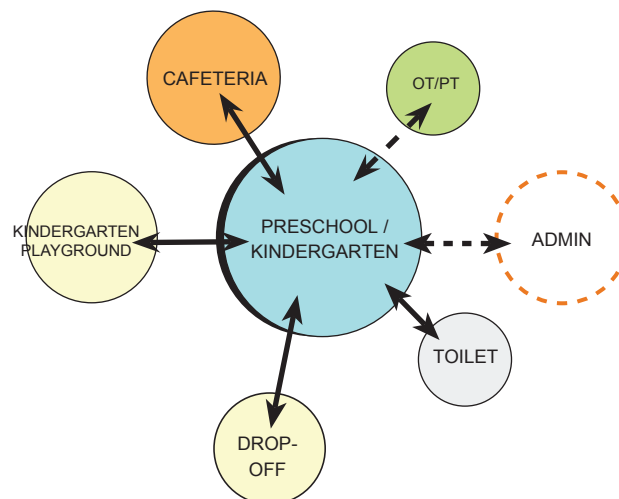
- Preschool rooms are approximately 1,025 square feet, including a toilet room
- Kindergarten rooms are approximately 975 square feet
- Centers are set up within the classroom
- OT/PT use the preschool setting to work with many of its students
- Provide counter and equipment heights at a suitable level for the youngest kids in the school
- Provide a counter sink at adult height in addition to a student height sink.

Program Areas

- There will be a total of (2) preschool classrooms
- There will be a total of (3) kindergarten classrooms
- Provide a teacher prep area at 36" high
- There are approximately (20-25) students per class in Kindergarten and (15-20) students per class in preschool

Relationships

- Close proximity to the kinder playground
- Direct connection to the drop-off area



GENERAL CLASSROOMS

Curriculum is typically taught by grade level, though combination teaching is a practice at the elementary level. Classrooms should have access to small group alcove spaces.

Development Objectives

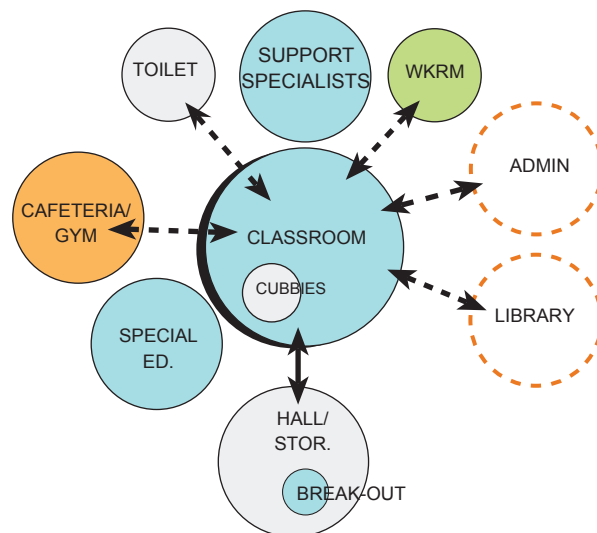
- Ideally, classrooms are approximately 950 square feet
- Provide a choice of instructional methods with an emphasis on flexibility
- Create storage within the rooms
- Provide cubbies in classrooms
- Provide for teacher collaboration and planning

Program Areas

- There will be a total of (15) general classrooms
- Classrooms vary in student population from (22-30)
- Storage and support areas

Relationships

- Provide convenient access to the Library
- Specialists should be in close proximity to the classrooms
- Each classroom needs convenient access to a toilet



LEARNING RESOURCE CENTER (LIBRARY)

The library is used by all grade levels and should be centrally located.

Development Objectives

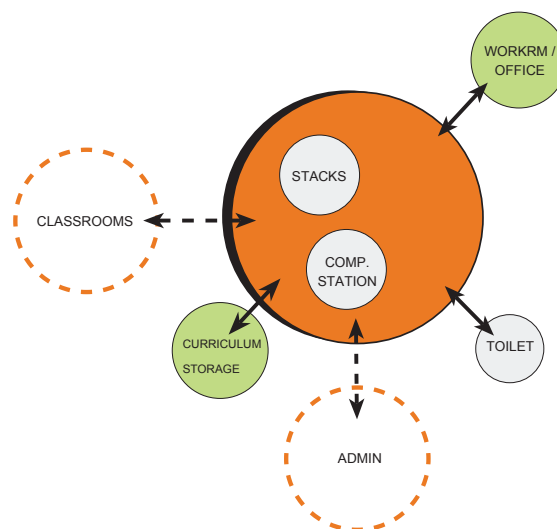
- The Library is one of the few areas of the facility that comes into contact with everyone in the school
- Create areas for teaching, computer use, reference, reading and checkout
- Provide natural lighting into the Library without sacrificing shelving space
- Create easy wayfinding for visitors going to the Library
- Library should be able to accommodate at least one class
- Provide availability for school related activities use after school hours
- Entrance to library should be welcoming, open and free from obstructions

Program Areas

- Stacks are to hold 10,000 volumes with capacity to add additional volumes
- Office/workroom space for the librarian
- Circulation desk
- Project Room/Flex Space
- Computer station for reference
- Curriculum storage space

Relationships

- Create close proximity to restrooms; locate restrooms within a reasonable distance for after-hours use
- Create ease of access from all classrooms to the Library
- Visual connection to all areas within the Library, especially learning spaces
- Two doors for separate entering and exiting is desirable.



GYMNASIUM

The gymnasium is used as the main area for physical education. Typically, one class is taught at a time within the gym, or on the outdoor fields when the weather permits.

Development Objectives

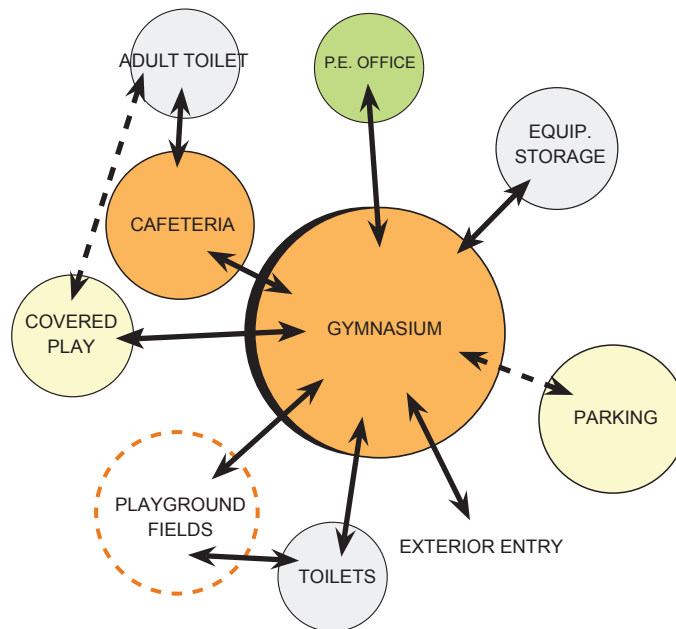
- The PE office should be accessible from the gym
- The PE teacher comes into contact with all of the students
- The gym is approximately 6,500 square feet
- (20-30) students are in the physical education class at a time
- Drinking fountain should not be in the gym, but in an alcove.

Program Areas

- Gymnasium
- Outdoor covered play area
- PE teacher office area
- Equipment storage room
- Outdoor storage
- Student restrooms directly adjacent
- Men's and women's public toilets adjacent to cafeteria/kitchen for delivery workers use.

Relationships

- Direct connection to the covered play
- Keep gymnasium away from classrooms for sound transmission
- Adjacent to parking
- Direct exterior connection
- Direct connection to cafeteria



CAFETERIA / STAGE

The elementary school may have up to three lunch sittings, each accommodating roughly 160 students max. All of the food served will be prepared at the school.

Development Objectives

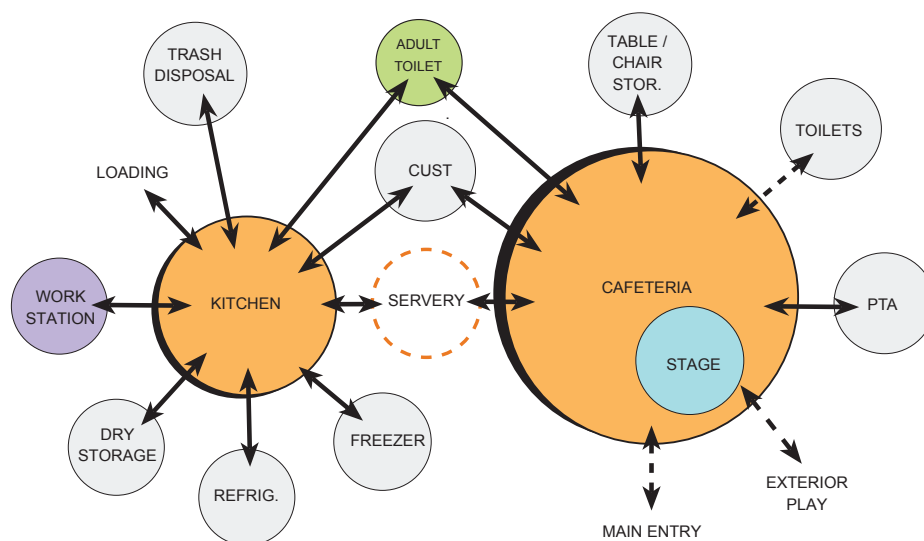
- Allow for community use of the kitchen and cafeteria
- Provide space for (15) classroom mobile lunch carts
- Provide a loading dock that is in a safe and convenient location
- The stage should function as an instructional space, yet be fully equipped for performances
- Consider stackable washer and dryer, shower and toilet in adult restroom space

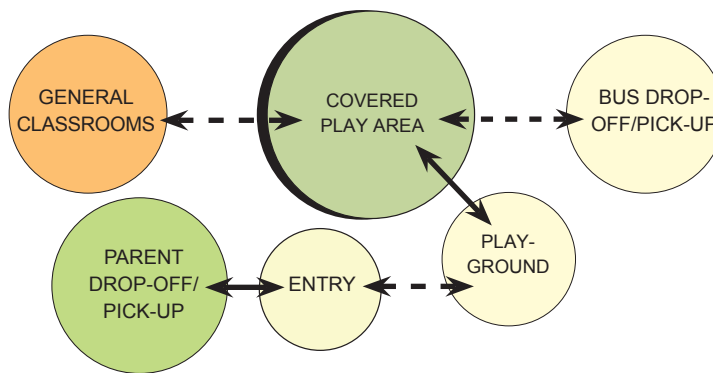
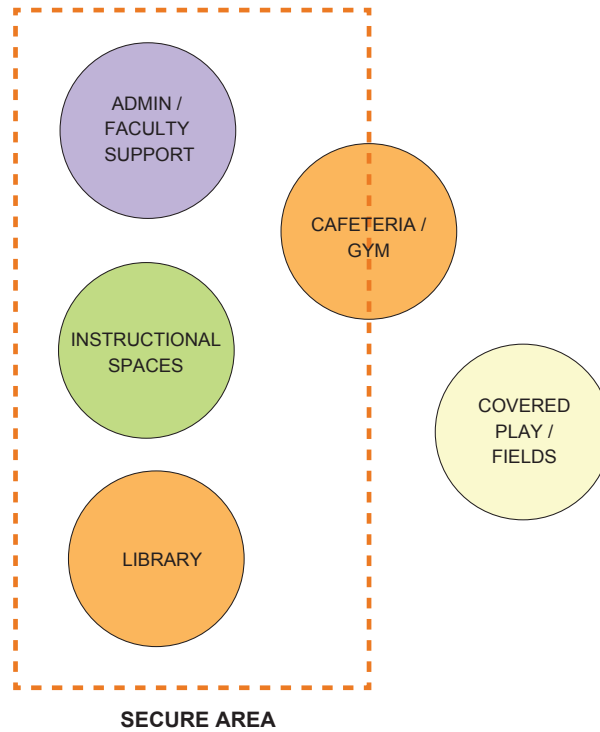
Program Areas

- Kitchen
- Cafeteria
- Stage area
- Table and chair storage
- PTA storage / office

Relationships

- The kitchen should be adjacent to the loading dock, custodial area, trash disposal, and recycling
- Close proximity of the cafeteria to toilets is desired
- Provide easy community access to the cafeteria after school hours
- Truck access to the loading dock should not be adjacent to any student activity areas. Don't allow students to access truck lanes





SITE CIRCULATION/LAYOUT

COVERED PLAY AREA / PLAYGROUND

The covered play area and playground are used for recess for all students and may be used for bus loading.

Development Objectives

- Provide outdoor areas, covered and uncovered, for group play
- Plan for soft play area in well supervised location
- Provide dedicated storage for balls and other outdoor play equipment.
- Provide electrical outlet for pumping up balls

Program Areas

- Provide hardscape area for tetherball, foursquare, and similar activities
- Consider providing a wall for 'wall-ball'
- Covered play area for up to (4) classes at a time (100-120)
- Soft play area

Relationships

- Access to bus loading area is desirable
- Covered play should be directly adjacent to the cafeteria/gym

